

# DEUTSCHE BANK AG FUTURE (DBKI) - EUX/202612

2024/05/10 18:29:10

**Price**  
**15.6124** EUR  
 Difference  -0.06% (-0.01)

**General attributes**

Symbol	DBKIZ26
Exchange	Eurex
Currency	EUR
Security type	Future
Underlying	DEUTSCHE BANK AG
Maturity	12-2026
Contract size	100

**Market data**

Bid (Bid size)	- EUR (-)
Ask (Ask size)	- EUR (-)
Open	15.6124 EUR
High	15.6124 EUR
Low	15.6124 EUR
Close (prev. day)	15.6221 EUR
Underlying	DEUTSCHE BANK AG
Underlying price (date)	15.894 (24/05/13)
Settlement price (date)	15.61 (24/05/10)
Open Interest	0

**Performance and Risk**

	6m	1y	3y
Perf (%)	-	-	-
Perf (abs.)	-	-	-
Beta	-	-	-
Volatility	-	-	-

**Futures and Options**

Related Futures	-
Related Options	-

5y












Information about previous performance does not guarantee future performance.  
 Source: FactSet

**Price data**

Ø price 5 days   Ø volume 5 days (pcs.)	15.6094 EUR (0)
Ø price 30 days   Ø volume 30 days (pcs.)	14.8252 EUR (0)
Ø price 100 days   Ø volume 100 days (pcs.)	12.8754 EUR (0)
Ø price 250 days   Ø volume 250 days (pcs.)	- EUR (-)
YTD High   date	16.5100 EUR (2024/04/25)
YTD Low   date	10.9961 EUR (2024/02/07)
52 Weeks High   date	- EUR (-)
52 Weeks Low   date	- EUR (-)

**Recent Research**

on underlying   on sector   on market			
Date		Headline	Download
2024/04/26		Global Equity Ratings	
2024/04/26		Aktienempfehlungen Global	
2024/04/03		Global Equity Ratings	
2024/04/03		Aktienempfehlungen Global	
2024/03/13		Global Equity Ratings	