

# INDUSTRIA DE DIS.TE. STO.TRA. FUTURE (1IXD) - EUX/202612

2024/07/26 18:47:32

Price  
**48.7153** EUR

Difference  0.35% (0.17)

### General attributes

Symbol	1IXDZ26
Exchange	Eurex
Currency	EUR
Security type	Future
Underlying	INDUSTRIA DE DISENO TEXTIL SA
Maturity	12-2026
Contract size	100

### Market data

Bid (Bid size)	- EUR (-)
Ask (Ask size)	- EUR (-)
Open	48.7153 EUR
High	48.7153 EUR
Low	48.7153 EUR
Close (prev. day)	48.5462 EUR
Underlying	INDUSTRIA DE DISENO TEXTIL SA
Underlying price (date)	44.96 (24/07/26)
Settlement price (date)	48.72 (24/07/26)
Open Interest	0

### Performance and Risk

	6m	1y	3y
Perf (%)	+15.40%	-	-
Perf (abs.)	+6.50	-	-
Beta	-	-	-
Volatility	21.81	-	-

### Futures and Options

Related Futures	-
Related Options	-












5y

Information about previous performance does not guarantee future performance.  
Source: FactSet

### Price data

Ø price 5 days   Ø volume 5 days (pcs.)	48.9432 EUR (0)
Ø price 30 days   Ø volume 30 days (pcs.)	50.0503 EUR (0)
Ø price 100 days   Ø volume 100 days (pcs.)	48.7577 EUR (0)
Ø price 250 days   Ø volume 250 days (pcs.)	- EUR (-)
YTD High   date	51.7031 EUR (2024/06/20)
YTD Low   date	40.8732 EUR (2024/01/05)
52 Weeks High   date	- EUR (-)
52 Weeks Low   date	- EUR (-)

### Recent Research

on underlying	on sector	on market	
Date		Headline	Download
2024/07/24		Global Equity Ratings	
2024/07/24		Aktienempfehlungen Global	
2024/07/15		Aktienempfehlungen Global	
2024/07/12		Global Equity Ratings	
2024/06/21		Global Equity Ratings	