


INDUSTRIA DE DIS.TE. STO.TRA. FUTURE (1IXD) - EUX/202612

2024/07/17 18:46:59

Price
49.1055 EUR

Difference  **-1.73% (-0.87)**

General attributes

Symbol	1IXDZ26
Exchange	Eurex
Currency	EUR
Security type	Future
Underlying	INDUSTRIA DE DISENO TEXTIL SA
Maturity	12-2026
Contract size	100

Market data

Bid (Bid size)	- EUR (-)
Ask (Ask size)	- EUR (-)
Open	49.1055 EUR
High	49.1055 EUR
Low	49.1055 EUR
Close (prev. day)	49.9721 EUR
Underlying	INDUSTRIA DE DISENO TEXTIL SA
Underlying price (date)	45.29 (24/07/17)
Settlement price (date)	49.11 (24/07/17)
Open Interest	0

Performance and Risk

	6m	1y	3y
Perf (%)	+18.83%	-	-
Perf (abs.)	+7.92	-	-
Beta	-	-	-
Volatility	21.84	-	-

Futures and Options

Related Futures	-
Related Options	-












Information about previous performance does not guarantee future performance.
 Source: FactSet

Price data

Ø price 5 days Ø volume 5 days (pcs.)	50.4777 EUR (0)
Ø price 30 days Ø volume 30 days (pcs.)	50.3399 EUR (0)
Ø price 100 days Ø volume 100 days (pcs.)	48.4227 EUR (0)
Ø price 250 days Ø volume 250 days (pcs.)	- EUR (-)
YTD High date	51.7031 EUR (2024/06/20)
YTD Low date	40.8732 EUR (2024/01/05)
52 Weeks High date	- EUR (-)
52 Weeks Low date	- EUR (-)

Recent Research

on underlying	on sector	on market	
Date		Headline	Download
2024/07/15		Aktienempfehlungen Global	
2024/07/12		Global Equity Ratings	
2024/06/21		Global Equity Ratings	
2024/06/21		Aktienempfehlungen Global	
2024/06/14		Global Equity Ratings	