

KERING S.A. FUTURE (PPXH) - EUX/202612

2024/07/12 18:59:06

Price
348.1709 EURDifference  2.50% (8.49)

General attributes

Symbol	PPXHZ26
Exchange	Eurex
Currency	EUR
Security type	Future
Underlying	KERING S.A.
Maturity	12-2026
Contract size	100

Market data

Bid (Bid size)	- EUR (-)
Ask (Ask size)	- EUR (-)
Open	348.1709 EUR
High	348.1709 EUR
Low	348.1709 EUR
Close (prev. day)	339.6796 EUR
Underlying	KERING S.A.
Underlying price (date)	339.20 (24/07/12)
Settlement price (date)	348.17 (24/07/12)
Open Interest	0

Performance and Risk

	6m	1y	3y
Perf (%)	-3.21%	-	-
Perf (abs.)	-11.55	-	-
Beta	-	-	-
Volatility	35.13	-	-

Futures and Options

Related Futures	-
Related Options	-












Information about previous performance does not guarantee future performance.
Source: FactSet

Price data

Ø price 5 days Ø volume 5 days (pcs.)	336.7435 EUR (0)
Ø price 30 days Ø volume 30 days (pcs.)	331.7569 EUR (0)
Ø price 100 days Ø volume 100 days (pcs.)	356.6364 EUR (0)
Ø price 250 days Ø volume 250 days (pcs.)	- EUR (-)
YTD High date	438.7986 EUR (2024/02/22)
YTD Low date	308.6012 EUR (2024/06/14)
52 Weeks High date	- EUR (-)
52 Weeks Low date	- EUR (-)

Recent Research

on underlying	on sector	on market	
Date		Headline	Download
2024/02/14		Global Equity Ratings	
2024/02/14		Aktienempfehlungen Global	
2024/01/23		Global Equity Ratings	
2024/01/23		Aktienempfehlungen Global	
2023/12/21		Global Equity Ratings	