

## KERING S.A. FUTURE (PPXH) - EUX/202612

2024/07/12 18:59:06

Price  
**348.1709** EURDifference  2.50% (8.49)

## General attributes

Symbol	PPXHZ26
Exchange	Eurex
Currency	EUR
Security type	Future
Underlying	KERING S.A.
Maturity	12-2026
Contract size	100

## Market data

Bid (Bid size)	- EUR (-)
Ask (Ask size)	- EUR (-)
Open	348.1709 EUR
High	348.1709 EUR
Low	348.1709 EUR
Close (prev. day)	339.6796 EUR
Underlying	KERING S.A.
Underlying price (date)	339.20 (24/07/12)
Settlement price (date)	348.17 (24/07/12)
Open Interest	0

## Performance and Risk

	6m	1y	3y
Perf (%)	-3.21%	-	-
Perf (abs.)	-11.55	-	-
Beta	-	-	-
Volatility	35.13	-	-

## Futures and Options

Related Futures	-
Related Options	-












Information about previous performance does not guarantee future performance.  
Source: FactSet

## Price data

Ø price 5 days   Ø volume 5 days (pcs.)	336.7435 EUR (0)
Ø price 30 days   Ø volume 30 days (pcs.)	331.7569 EUR (0)
Ø price 100 days   Ø volume 100 days (pcs.)	356.6364 EUR (0)
Ø price 250 days   Ø volume 250 days (pcs.)	- EUR (-)
YTD High   date	438.7986 EUR (2024/02/22)
YTD Low   date	308.6012 EUR (2024/06/14)
52 Weeks High   date	- EUR (-)
52 Weeks Low   date	- EUR (-)

## Recent Research

on underlying	on sector	on market		
Date			Headline	Download
2024/02/14			Global Equity Ratings	
2024/02/14			Aktienempfehlungen Global	
2024/01/23			Global Equity Ratings	
2024/01/23			Aktienempfehlungen Global	
2023/12/21			Global Equity Ratings	