

SIEMENS AG FUTURE (SIEH) - EUX/202612

2024/09/13 18:35:44

Price
166.496 EUR

Difference  -0.16% (-0.27)

General attributes

Symbol	SIEHZ26
Exchange	Eurex
Currency	EUR
Security type	Future
Underlying	SIEMENS AG
Maturity	12-2026
Contract size	100

Market data

Bid (Bid size)	- EUR (-)
Ask (Ask size)	- EUR (-)
Open	166.496 EUR
High	166.496 EUR
Low	166.496 EUR
Close (prev. day)	166.7645 EUR
Underlying	SIEMENS AG
Underlying price (date)	164.06 (24/09/13)
Settlement price (date)	166.50 (24/09/13)
Open Interest	0

Performance and Risk

	6m	1y	3y
Perf (%)	-11.92%	-	-
Perf (abs.)	-22.56	-	-
Beta	-	-	-
Volatility	27.30	-	-

Futures and Options

Related Futures	-
Related Options	-

5y












Information about previous performance does not guarantee future performance.
Source: FactSet

Price data

Ø price 5 days Ø volume 5 days (pcs.)	164.877 EUR (0)
Ø price 30 days Ø volume 30 days (pcs.)	166.019 EUR (0)
Ø price 100 days Ø volume 100 days (pcs.)	176.907 EUR (0)
Ø price 250 days Ø volume 250 days (pcs.)	- EUR (-)
YTD High date	195.906 EUR (2024/05/10)
YTD Low date	156.912 EUR (2024/08/06)
52 Weeks High date	- EUR (-)
52 Weeks Low date	- EUR (-)

Recent Research

on underlying	on sector	on market	
Date		Headline	Download
2024/09/11		Global Equity Ratings	
2024/09/11		Aktienempfehlungen Global	
2024/09/05		Global Equity Ratings	
2024/09/05		Aktienempfehlungen Global	
2024/08/12		Global Equity Ratings	