

SIEMENS AG FUTURE (SIEH) - EUX/202612

2024/05/02 18:24:07

Price
182.061 EURDifference  -0.41% (-0.75)

General attributes

Symbol	SIEHZ26
Exchange	Eurex
Currency	EUR
Security type	Future
Underlying	SIEMENS AG
Maturity	12-2026
Contract size	100

Market data

Bid (Bid size)	- EUR (-)
Ask (Ask size)	- EUR (-)
Open	182.061 EUR
High	182.061 EUR
Low	182.061 EUR
Close (prev. day)	182.809 EUR
Underlying	SIEMENS AG
Underlying price (date)	175.20 (24/05/02)
Settlement price (date)	182.06 (24/05/02)
Open Interest	0

Performance and Risk

	6m	1y	3y
Perf (%)	-	-	-
Perf (abs.)	-	-	-
Beta	-	-	-
Volatility	-	-	-

Futures and Options

Related Futures	-
Related Options	-












Information about previous performance does not guarantee future performance.
Source: FactSet

Price data

Ø price 5 days Ø volume 5 days (pcs.)	182.864 EUR (0)
Ø price 30 days Ø volume 30 days (pcs.)	181.201 EUR (0)
Ø price 100 days Ø volume 100 days (pcs.)	175.033 EUR (0)
Ø price 250 days Ø volume 250 days (pcs.)	- EUR (-)
YTD High date	192.314 EUR (2024/03/15)
YTD Low date	159.802 EUR (2024/01/17)
52 Weeks High date	- EUR (-)
52 Weeks Low date	- EUR (-)

Recent Research

on underlying on sector on market			
Date		Headline	Download
2024/04/26		Global Equity Ratings	
2024/04/26		Aktienempfehlungen Global	
2024/04/03		Global Equity Ratings	
2024/04/03		Aktienempfehlungen Global	
2024/03/13		Global Equity Ratings	