


SIEMENS AG FUTURE (SIEH) - EUX/202612

2024/04/30 18:39:55

Price
182.809 EUR

Difference  **-0.85% (-1.58)**

General attributes

| | |
|---------------|------------|
| Symbol | SIEHZ26 |
| Exchange | Eurex |
| Currency | EUR |
| Security type | Future |
| Underlying | SIEMENS AG |
| Maturity | 12-2026 |
| Contract size | 100 |

Market data

| | |
|-------------------------|-------------------|
| Bid (Bid size) | - EUR (-) |
| Ask (Ask size) | - EUR (-) |
| Open | 182.809 EUR |
| High | 182.809 EUR |
| Low | 182.809 EUR |
| Close (prev. day) | 184.3842 EUR |
| Underlying | SIEMENS AG |
| Underlying price (date) | 175.90 (24/04/30) |
| Settlement price (date) | 182.81 (24/04/30) |
| Open Interest | 0 |

Performance and Risk

| | 6m | 1y | 3y |
|-------------|----|----|----|
| Perf (%) | - | - | - |
| Perf (abs.) | - | - | - |
| Beta | - | - | - |
| Volatility | - | - | - |

Futures and Options

| | |
|-----------------|---|
| Related Futures | - |
| Related Options | - |













Information about previous performance does not guarantee future performance.
 Source: FactSet

Price data

| | |
|---|--------------------------|
| Ø price 5 days Ø volume 5 days (pcs.) | 182.715 EUR (0) |
| Ø price 30 days Ø volume 30 days (pcs.) | 181.495 EUR (0) |
| Ø price 100 days Ø volume 100 days (pcs.) | 174.842 EUR (0) |
| Ø price 250 days Ø volume 250 days (pcs.) | - EUR (-) |
| YTD High date | 192.314 EUR (2024/03/15) |
| YTD Low date | 159.802 EUR (2024/01/17) |
| 52 Weeks High date | - EUR (-) |
| 52 Weeks Low date | - EUR (-) |

Recent Research

| on underlying on sector on market | | | |
|---------------------------------------|---|---------------------------|---|
| Date | | Headline | Download |
| 2024/04/26 |  | Global Equity Ratings |  |
| 2024/04/26 |  | Aktienempfehlungen Global |  |
| 2024/04/03 |  | Global Equity Ratings |  |
| 2024/04/03 |  | Aktienempfehlungen Global |  |
| 2024/03/13 |  | Global Equity Ratings |  |