

KBC GROEP N.V. FUTURE (1KDB) - EUX/202612

2024/06/25 19:16:16

Price
73.5413 EUR

Difference  -0.57% (-0.42)

General attributes

Symbol	1KDBZ26
Exchange	Eurex
Currency	EUR
Security type	Future
Underlying	KBC GROEP
Maturity	12-2026
Contract size	100

Market data

Bid (Bid size)	- EUR (-)
Ask (Ask size)	- EUR (-)
Open	73.5413 EUR
High	73.5413 EUR
Low	73.5413 EUR
Close (prev. day)	73.9602 EUR
Underlying	KBC GROEP
Underlying price (date)	66.48 (24/06/26)
Settlement price (date)	73.54 (24/06/25)
Open Interest	0

Performance and Risk

	6m	1y	3y
Perf (%)	+15.04%	-	-
Perf (abs.)	+9.62	-	-
Beta	-	-	-
Volatility	22.06	-	-

Futures and Options

Related Futures	-
Related Options	-

5y






Information about previous performance does not guarantee future performance.
Source: FactSet

Price data

Ø price 5 days Ø volume 5 days (pcs.)	73.7083 EUR (0)
Ø price 30 days Ø volume 30 days (pcs.)	73.7329 EUR (0)
Ø price 100 days Ø volume 100 days (pcs.)	74.0194 EUR (0)
Ø price 250 days Ø volume 250 days (pcs.)	- EUR (-)
YTD High date	78.8861 EUR (2024/04/24)
YTD Low date	62.6151 EUR (2024/02/07)
52 Weeks High date	- EUR (-)
52 Weeks Low date	- EUR (-)

Recent Research

on sector	on market		
Date		Headline	Download
2024/06/24		Aktienempfehlungen Österreich	
2024/06/21		Global Equity Ratings	
2024/06/21		Aktienempfehlungen Global	
2024/06/14		Global Equity Ratings	
2024/06/14		Aktienempfehlungen Global	