

FACEBOOK INC FUTURE (FBUF) - EUX/202612

2024/09/17 18:45:54

Price
575.1911 USD

Difference  2.73% (15.26)

General attributes

Symbol	FBUFZ26
Exchange	Eurex
Currency	USD
Security type	Future
Underlying	META PLATFORMS INC. CLASS A
Maturity	12-2026
Contract size	100

Market data

Bid (Bid size)	- USD (-)
Ask (Ask size)	- USD (-)
Open	575.1911 USD
High	575.1911 USD
Low	575.1911 USD
Close (prev. day)	559.9307 USD
Underlying	META PLATFORMS INC. CLASS A
Underlying price (date)	536.315 (24/09/17)
Settlement price (date)	575.19 (24/09/17)
Open Interest	0

Performance and Risk

	6m	1y	3y
Perf (%)	+6.13%	-	-
Perf (abs.)	+33.20	-	-
Beta	-	-	-
Volatility	35.00	-	-

Futures and Options

Related Futures	-
Related Options	-












Information about previous performance does not guarantee future performance.
Source: FactSet

Price data

Ø price 5 days Ø volume 5 days (pcs.)	558.7068 USD (0)
Ø price 30 days Ø volume 30 days (pcs.)	561.1837 USD (0)
Ø price 100 days Ø volume 100 days (pcs.)	546.3967 USD (0)
Ø price 250 days Ø volume 250 days (pcs.)	- USD (-)
YTD High date	591.9336 USD (2024/07/10)
YTD Low date	389.7259 USD (2024/01/02)
52 Weeks High date	- USD (-)
52 Weeks Low date	- USD (-)

Recent Research

on underlying	on sector	on market	
Date		Headline	Download
2024/09/11		Global Equity Ratings	
2024/09/11		Aktienempfehlungen Global	
2024/09/05		Global Equity Ratings	
2024/09/05		Aktienempfehlungen Global	
2024/08/12		Global Equity Ratings	