

# FACEBOOK INC FUTURE (FBUF) - EUX/202612

2024/08/15 18:48:00

**Price**  
**586.4089** USD  
 Difference  1.86% (10.73)

**General attributes**

Symbol FBUFZ26  
 Exchange Eurex  
 Currency USD  
 Security type Future  
 Underlying META PLATFORMS INC. CLASS A  
 Maturity 12-2026  
 Contract size 100

**Market data**

Bid (Bid size) - USD (-)  
 Ask (Ask size) - USD (-)  
 Open 586.4089 USD  
 High 586.4089 USD  
 Low 586.4089 USD  
 Close (prev. day) 575.6743 USD  
 Underlying META PLATFORMS INC. CLASS A  
 Underlying price (date) 537.33 (24/08/15)  
 Settlement price (date) 586.41 (24/08/15)  
 Open Interest 0

**Performance and Risk**

	6m	1y	3y
Perf (%)	+7.27%	-	-
Perf (abs.)	+39.75	-	-
Beta	-	-	-
Volatility	36.62	-	-

**Futures and Options**

Related Futures -  
 Related Options -











Information about previous performance does not guarantee future performance.  
 Source: FactSet

**Price data**

Ø price 5 days   Ø volume 5 days (pcs.)	569.6115 USD (0)
Ø price 30 days   Ø volume 30 days (pcs.)	544.6707 USD (0)
Ø price 100 days   Ø volume 100 days (pcs.)	545.3227 USD (0)
Ø price 250 days   Ø volume 250 days (pcs.)	- USD (-)
YTD High   date	591.9336 USD (2024/07/10)
YTD Low   date	389.7259 USD (2024/01/02)
52 Weeks High   date	- USD (-)
52 Weeks Low   date	- USD (-)

**Recent Research**

on underlying   on sector   on market			
Date		Headline	Download
2024/08/12		Global Equity Ratings	
2024/08/12		Aktienempfehlungen Global	
2024/08/02		Equity Weekly	
2024/07/24		Global Equity Ratings	
2024/07/24		Aktienempfehlungen Global	