

ABN AMRO GROUP N.V. FUTURE (ABNF) - EUX/202612

2024/07/26 18:34:47

Price
15.204 EUR

Difference  0.17% (0.03)

General attributes

Symbol	ABNFZ26
Exchange	Eurex
Currency	EUR
Security type	Future
Underlying	ABN AMRO BANK N.V. DR EACH REP SHS
Maturity	12-2026
Contract size	100

Market data

Bid (Bid size)	- EUR (-)
Ask (Ask size)	- EUR (-)
Open	15.204 EUR
High	15.204 EUR
Low	15.204 EUR
Close (prev. day)	15.1783 EUR
Underlying	ABN AMRO BANK N.V. DR EACH REP SHS
Underlying price (date)	16.425 (24/07/26)
Settlement price (date)	15.20 (24/07/26)
Open Interest	0

Performance and Risk

	6m	1y	3y
Perf (%)	+27.61%	-	-
Perf (abs.)	+3.29	-	-
Beta	-	-	-
Volatility	27.82	-	-

Futures and Options

Related Futures	-
Related Options	-

5y












Information about previous performance does not guarantee future performance.
Source: FactSet

Price data

Ø price 5 days Ø volume 5 days (pcs.)	15.255 EUR (0)
Ø price 30 days Ø volume 30 days (pcs.)	14.659 EUR (0)
Ø price 100 days Ø volume 100 days (pcs.)	14.248 EUR (0)
Ø price 250 days Ø volume 250 days (pcs.)	- EUR (-)
YTD High date	15.627 EUR (2024/05/14)
YTD Low date	11.003 EUR (2024/02/07)
52 Weeks High date	- EUR (-)
52 Weeks Low date	- EUR (-)

Recent Research

on sector		on market	
Date		Headline	Download
2024/07/24		Global Equity Ratings	
2024/07/24		Aktienempfehlungen Global	
2024/07/19		Equity Weekly	
2024/07/15		Aktienempfehlungen Global	
2024/07/12		Global Equity Ratings	