

BEST BUY CO. INC. FUTURE (BBYF) - EUX/202612

2024/08/16 19:01:11

Price
83.5625 USD
 Difference  0.65% (0.54)

General attributes

Symbol BBYFZ26
 Exchange Eurex
 Currency USD
 Security type Future
 Underlying BEST BUY CORP INC.
 Maturity 12-2026
 Contract size 100

Market data

Bid (Bid size) - USD (-)
 Ask (Ask size) - USD (-)
 Open 83.5625 USD
 High 83.5625 USD
 Low 83.5625 USD
 Close (prev. day) 83.0228 USD
 Underlying BEST BUY CORP INC.
 Underlying price (date) 85.24 (24/08/16)
 Settlement price (date) 83.56 (24/08/16)
 Open Interest 0

Performance and Risk

	6m	1y	3y
Perf (%)	+13.83%	-	-
Perf (abs.)	+10.15	-	-
Beta	-	-	-
Volatility	36.31	-	-

Futures and Options

Related Futures -
 Related Options -

5y












Information about previous performance does not guarantee future performance.
 Source: FactSet

Price data

Ø price 5 days Ø volume 5 days (pcs.)	81.9410 USD (0)
Ø price 30 days Ø volume 30 days (pcs.)	84.8257 USD (0)
Ø price 100 days Ø volume 100 days (pcs.)	81.2242 USD (0)
Ø price 250 days Ø volume 250 days (pcs.)	- USD (-)
YTD High date	93.6484 USD (2024/06/20)
YTD Low date	68.1147 USD (2024/01/19)
52 Weeks High date	- USD (-)
52 Weeks Low date	- USD (-)

Recent Research

on sector		on market	
Date		Headline	Download
2024/08/12		Global Equity Ratings	
2024/08/12		Aktienempfehlungen Global	
2024/07/24		Global Equity Ratings	
2024/07/24		Aktienempfehlungen Global	
2024/07/15		Aktienempfehlungen Global	