

BEST BUY CO. INC. FUTURE (BBYF) - EUX/202612

2024/05/13 18:36:39

Price
74.1603 USD
 Difference  1.31% (0.96)

General attributes

Symbol BBYFZ26
 Exchange Eurex
 Currency USD
 Security type Future
 Underlying BEST BUY CORP INC.
 Maturity 12-2026
 Contract size 100

Market data

Bid (Bid size) - USD (-)
 Ask (Ask size) - USD (-)
 Open 74.1603 USD
 High 74.1603 USD
 Low 74.1603 USD
 Close (prev. day) 73.2043 USD
 Underlying BEST BUY CORP INC.
 Underlying price (date) 74.86 (24/05/13)
 Settlement price (date) 74.16 (24/05/13)
 Open Interest 0

Performance and Risk

| | 6m | 1y | 3y |
|-------------|----|----|----|
| Perf (%) | - | - | - |
| Perf (abs.) | - | - | - |
| Beta | - | - | - |
| Volatility | - | - | - |

Futures and Options

Related Futures -
 Related Options -

5y













Information about previous performance does not guarantee future performance.
 Source: FactSet

Price data

| | |
|---|--------------------------|
| Ø price 5 days Ø volume 5 days (pcs.) | 73.1240 USD (0) |
| Ø price 30 days Ø volume 30 days (pcs.) | 76.7568 USD (0) |
| Ø price 100 days Ø volume 100 days (pcs.) | 75.3408 USD (0) |
| Ø price 250 days Ø volume 250 days (pcs.) | - USD (-) |
| YTD High date | 82.8180 USD (2024/03/28) |
| YTD Low date | 68.1147 USD (2024/01/19) |
| 52 Weeks High date | - USD (-) |
| 52 Weeks Low date | - USD (-) |

Recent Research

| on sector | | on market | |
|------------|---|---------------------------|---|
| Date | | Headline | Download |
| 2024/04/26 |  | Global Equity Ratings |  |
| 2024/04/26 |  | Aktienempfehlungen Global |  |
| 2024/04/03 |  | Global Equity Ratings |  |
| 2024/04/03 |  | Aktienempfehlungen Global |  |
| 2024/03/13 |  | Global Equity Ratings |  |