

DUFRY AG FUTURE (DUFF) - EUX/202612

2024/07/16 18:50:11

Price
35.9069 CHF

Difference  1.63% (0.58)

General attributes

Symbol	DUFFZ26
Exchange	Eurex
Currency	CHF
Security type	Future
Underlying	AVOLTA AG
Maturity	12-2026
Contract size	100

Market data

Bid (Bid size)	- CHF (-)
Ask (Ask size)	- CHF (-)
Open	35.9069 CHF
High	35.9069 CHF
Low	35.9069 CHF
Close (prev. day)	35.3318 CHF
Underlying	AVOLTA AG
Underlying price (date)	36.14 (24/07/17)
Settlement price (date)	35.91 (24/07/16)
Open Interest	0

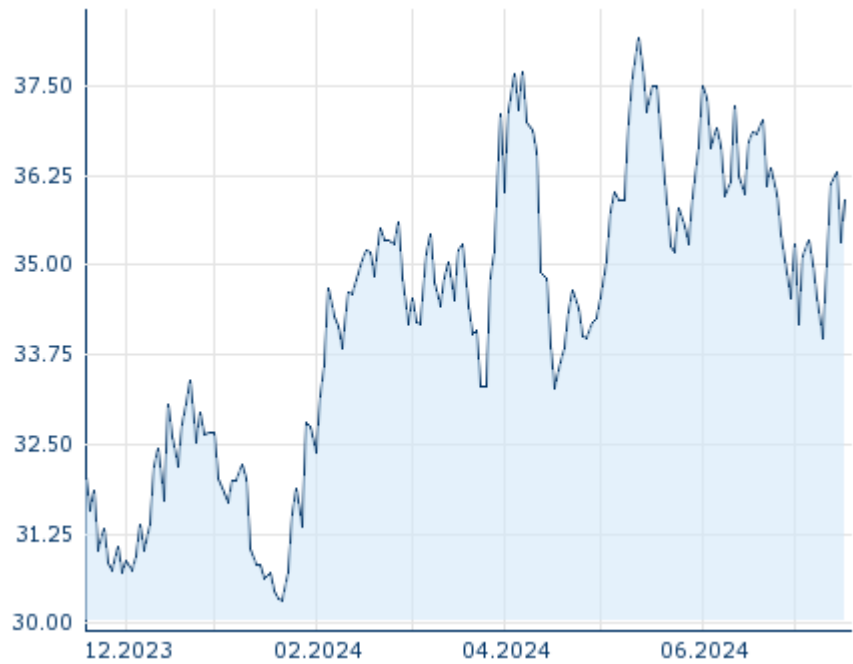
Performance and Risk

	6m	1y	3y
Perf (%)	+16.48%	-	-
Perf (abs.)	+5.08	-	-
Beta	-	-	-
Volatility	28.00	-	-

Futures and Options

Related Futures	-
Related Options	-

5y












Information about previous performance does not guarantee future performance.
Source: FactSet

Price data

Ø price 5 days Ø volume 5 days (pcs.)	35.7325 CHF (0)
Ø price 30 days Ø volume 30 days (pcs.)	35.8276 CHF (0)
Ø price 100 days Ø volume 100 days (pcs.)	35.5745 CHF (0)
Ø price 250 days Ø volume 250 days (pcs.)	- CHF (-)
YTD High date	38.1703 CHF (2024/05/14)
YTD Low date	30.3152 CHF (2024/01/23)
52 Weeks High date	- CHF (-)
52 Weeks Low date	- CHF (-)

Recent Research

on sector	on market		
		Date	Headline
			Download
		2024/07/15	 Aktienempfehlungen Global 
		2024/07/12	 Global Equity Ratings 
		2024/06/21	 Equity Weekly 
		2024/06/21	 Global Equity Ratings 
		2024/06/21	 Aktienempfehlungen Global 