

DUFRY AG FUTURE (DUFF) - EUX/202612

2024/04/26 18:31:08

Price
33.966 CHF

Difference  -0.10% (-0.03)

General attributes

Symbol	DUFFZ26
Exchange	Eurex
Currency	CHF
Security type	Future
Underlying	AVOLTA AG
Maturity	12-2026
Contract size	100

Market data

Bid (Bid size)	- CHF (-)
Ask (Ask size)	- CHF (-)
Open	33.966 CHF
High	33.966 CHF
Low	33.966 CHF
Close (prev. day)	34.00 CHF
Underlying	AVOLTA AG
Underlying price (date)	34.70 (24/04/26)
Settlement price (date)	33.97 (24/04/26)
Open Interest	0

Performance and Risk

	6m	1y	3y
Perf (%)	-	-	-
Perf (abs.)	-	-	-
Beta	-	-	-
Volatility	-	-	-

Futures and Options

Related Futures	-
Related Options	-

5y












Information about previous performance does not guarantee future performance.
Source: FactSet

Price data

Ø price 5 days Ø volume 5 days (pcs.)	34.274 CHF (0)
Ø price 30 days Ø volume 30 days (pcs.)	35.105 CHF (0)
Ø price 100 days Ø volume 100 days (pcs.)	33.642 CHF (0)
Ø price 250 days Ø volume 250 days (pcs.)	- CHF (-)
YTD High date	37.694 CHF (2024/04/08)
YTD Low date	30.315 CHF (2024/01/23)
52 Weeks High date	- CHF (-)
52 Weeks Low date	- CHF (-)

Recent Research

on sector		on market	
Date		Headline	Download
2024/04/26		Global Equity Ratings	
2024/04/26		Aktienempfehlungen Global	
2024/04/03		Global Equity Ratings	
2024/04/03		Aktienempfehlungen Global	
2024/03/13		Global Equity Ratings	