

# GEBERIT AG FUTURE (GBRI) - EUX/202612

2024/06/13 18:27:47

Price  
**545.3764** CHF

Difference  -0.80% (-4.42)

### General attributes

Symbol	GBRIZ26
Exchange	Eurex
Currency	CHF
Security type	Future
Underlying	GEBERIT AG
Maturity	12-2026
Contract size	100

### Market data

Bid (Bid size)	- CHF (-)
Ask (Ask size)	- CHF (-)
Open	545.3764 CHF
High	545.3764 CHF
Low	545.3764 CHF
Close (prev. day)	549.7965 CHF
Underlying	GEBERIT AG
Underlying price (date)	539.60 (24/06/14)
Settlement price (date)	545.38 (24/06/13)
Open Interest	0

### Performance and Risk

	6m	1y	3y
Perf (%)	+6.56%	-	-
Perf (abs.)	+33.56	-	-
Beta	-	-	-
Volatility	21.07	-	-

### Futures and Options

Related Futures	-
Related Options	-

5y












Information about previous performance does not guarantee future performance.  
Source: FactSet

### Price data

Ø price 5 days   Ø volume 5 days (pcs.)	547.1062 CHF (0)
Ø price 30 days   Ø volume 30 days (pcs.)	548.9749 CHF (0)
Ø price 100 days   Ø volume 100 days (pcs.)	512.0400 CHF (0)
Ø price 250 days   Ø volume 250 days (pcs.)	- CHF (-)
YTD High   date	566.3070 CHF (2024/05/24)
YTD Low   date	472.8930 CHF (2024/01/18)
52 Weeks High   date	- CHF (-)
52 Weeks Low   date	- CHF (-)

### Recent Research

on underlying	on sector	on market	
Date		Headline	Download
2022/12/19		Global Equity Ratings	
2022/12/19		Aktienempfehlungen Global	
2022/11/28		Global Equity Ratings	
2022/11/28		Aktienempfehlungen Global	
2022/11/18		Global Equity Ratings	