

GEBERIT AG FUTURE (GBRI) - EUX/202612

2024/05/21 18:43:37

Price
554.4013 CHF

Difference  -0.55% (-3.09)

General attributes

Symbol	GBRIZ26
Exchange	Eurex
Currency	CHF
Security type	Future
Underlying	GEBERIT AG
Maturity	12-2026
Contract size	100

Market data

Bid (Bid size)	- CHF (-)
Ask (Ask size)	- CHF (-)
Open	554.4013 CHF
High	554.4013 CHF
Low	554.4013 CHF
Close (prev. day)	557.4906 CHF
Underlying	GEBERIT AG
Underlying price (date)	558.20 (24/05/21)
Settlement price (date)	554.40 (24/05/21)
Open Interest	0

Performance and Risk

	6m	1y	3y
Perf (%)	+16.89%	-	-
Perf (abs.)	+80.57	-	-
Beta	-	-	-
Volatility	-	-	-

Futures and Options

Related Futures	-
Related Options	-

5y












Information about previous performance does not guarantee future performance.
Source: FactSet

Price data

Ø price 5 days Ø volume 5 days (pcs.)	557.9555 CHF (0)
Ø price 30 days Ø volume 30 days (pcs.)	509.6524 CHF (0)
Ø price 100 days Ø volume 100 days (pcs.)	503.1646 CHF (0)
Ø price 250 days Ø volume 250 days (pcs.)	- CHF (-)
YTD High date	562.0988 CHF (2024/05/15)
YTD Low date	472.8930 CHF (2024/01/18)
52 Weeks High date	- CHF (-)
52 Weeks Low date	- CHF (-)

Recent Research

on underlying	on sector	on market	
Date		Headline	Download
2022/12/19		Global Equity Ratings	
2022/12/19		Aktienempfehlungen Global	
2022/11/28		Global Equity Ratings	
2022/11/28		Aktienempfehlungen Global	
2022/11/18		Global Equity Ratings	