


# GEBERIT AG FUTURE (GBRI) - EUX/202612

2024/05/16 18:30:42

**Price**  
**561.6109** CHF

**Difference**  **-0.09% (-0.49)**

**General attributes**

Symbol: GBRIZ26  
 Exchange: Eurex  
 Currency: CHF  
 Security type: Future  
 Underlying: GEBERIT AG  
 Maturity: 12-2026  
 Contract size: 100

**Market data**

Bid (Bid size): - CHF (-)  
 Ask (Ask size): - CHF (-)  
 Open: 561.6109 CHF  
 High: 561.6109 CHF  
 Low: 561.6109 CHF  
 Close (prev. day): 562.0988 CHF  
 Underlying: GEBERIT AG  
 Underlying price (date): 561.40 (24/05/17)  
 Settlement price (date): 561.61 (24/05/16)  
 Open Interest: 0

**Performance and Risk**

	6m	1y	3y
Perf (%)	-	-	-
Perf (abs.)	-	-	-
Beta	-	-	-
Volatility	-	-	-

**Futures and Options**

Related Futures: -  
 Related Options: -












Information about previous performance does not guarantee future performance.  
 Source: FactSet

**Price data**

Ø price 5 days | Ø volume 5 days (pcs.): 553.4726 CHF (0)  
 Ø price 30 days | Ø volume 30 days (pcs.): 506.1245 CHF (0)  
 Ø price 100 days | Ø volume 100 days (pcs.): 502.3295 CHF (0)  
 Ø price 250 days | Ø volume 250 days (pcs.): - CHF (-)  
 YTD High | date: 562.0988 CHF (2024/05/15)  
 YTD Low | date: 472.8930 CHF (2024/01/18)  
 52 Weeks High | date: - CHF (-)  
 52 Weeks Low | date: - CHF (-)

**Recent Research**

on underlying		on sector		on market	
Date		Headline		Download	
2022/12/19		Global Equity Ratings			
2022/12/19		Aktienempfehlungen Global			
2022/11/28		Global Equity Ratings			
2022/11/28		Aktienempfehlungen Global			
2022/11/18		Global Equity Ratings		