


# GEBERIT AG FUTURE (GBRI) - EUX/202612

2024/05/16 18:30:42

**Price**  
**561.6109** CHF

**Difference**  **-0.09% (-0.49)**

**General attributes**

Symbol	GBRIZ26
Exchange	Eurex
Currency	CHF
Security type	Future
Underlying	GEBERIT AG
Maturity	12-2026
Contract size	100

**Market data**

Bid (Bid size)	- CHF (-)
Ask (Ask size)	- CHF (-)
Open	561.6109 CHF
High	561.6109 CHF
Low	561.6109 CHF
Close (prev. day)	562.0988 CHF
Underlying	GEBERIT AG
Underlying price (date)	565.60 (24/05/16)
Settlement price (date)	561.61 (24/05/16)
Open Interest	0

**Performance and Risk**

	6m	1y	3y
Perf (%)	-	-	-
Perf (abs.)	-	-	-
Beta	-	-	-
Volatility	-	-	-

**Futures and Options**

Related Futures	-
Related Options	-












Information about previous performance does not guarantee future performance.  
 Source: FactSet

**Price data**

Ø price 5 days   Ø volume 5 days (pcs.)	553.4726 CHF (0)
Ø price 30 days   Ø volume 30 days (pcs.)	506.1245 CHF (0)
Ø price 100 days   Ø volume 100 days (pcs.)	502.3295 CHF (0)
Ø price 250 days   Ø volume 250 days (pcs.)	- CHF (-)
YTD High   date	562.0988 CHF (2024/05/15)
YTD Low   date	472.8930 CHF (2024/01/18)
52 Weeks High   date	- CHF (-)
52 Weeks Low   date	- CHF (-)

**Recent Research**

on underlying	on sector	on market	
Date		Headline	Download
2022/12/19		Global Equity Ratings	
2022/12/19		Aktienempfehlungen Global	
2022/11/28		Global Equity Ratings	
2022/11/28		Aktienempfehlungen Global	
2022/11/18		Global Equity Ratings	