


GEBERIT AG FUTURE (GBRI) - EUX/202612

2024/04/30 18:39:20

Price
487.7028 CHF

Difference  **-0.97% (-4.75)**

General attributes

Symbol	GBRIZ26
Exchange	Eurex
Currency	CHF
Security type	Future
Underlying	GEBERIT AG
Maturity	12-2026
Contract size	100

Market data

Bid (Bid size)	- CHF (-)
Ask (Ask size)	- CHF (-)
Open	487.7028 CHF
High	487.7028 CHF
Low	487.7028 CHF
Close (prev. day)	492.4568 CHF
Underlying	GEBERIT AG
Underlying price (date)	493.60 (24/04/30)
Settlement price (date)	487.70 (24/04/30)
Open Interest	0

Performance and Risk

	6m	1y	3y
Perf (%)	-	-	-
Perf (abs.)	-	-	-
Beta	-	-	-
Volatility	-	-	-

Futures and Options

Related Futures	-
Related Options	-












Information about previous performance does not guarantee future performance.
 Source: FactSet

Price data

Ø price 5 days Ø volume 5 days (pcs.)	485.9925 CHF (0)
Ø price 30 days Ø volume 30 days (pcs.)	499.2834 CHF (0)
Ø price 100 days Ø volume 100 days (pcs.)	501.1364 CHF (0)
Ø price 250 days Ø volume 250 days (pcs.)	- CHF (-)
YTD High date	529.5828 CHF (2024/03/21)
YTD Low date	472.8930 CHF (2024/01/18)
52 Weeks High date	- CHF (-)
52 Weeks Low date	- CHF (-)

Recent Research

on underlying	on sector	on market	
Date		Headline	Download
2022/12/19		Global Equity Ratings	
2022/12/19		Aktienempfehlungen Global	
2022/11/28		Global Equity Ratings	
2022/11/28		Aktienempfehlungen Global	
2022/11/18		Global Equity Ratings	