

ERSTE GROUP BANK AG FUTURE (EBOG) - EUX/202612

2024/09/17 18:45:51

Price
46.2013 EUR

Difference  -0.26% (-0.12)

General attributes

Symbol	EBOGZ26
Exchange	Eurex
Currency	EUR
Security type	Future
Underlying	ERSTE GROUP BANK AG
Maturity	12-2026
Contract size	100

Market data

Bid (Bid size)	- EUR (-)
Ask (Ask size)	- EUR (-)
Open	46.2013 EUR
High	46.2013 EUR
Low	46.2013 EUR
Close (prev. day)	46.3222 EUR
Underlying	ERSTE GROUP BANK AG
Underlying price (date)	47.63 (24/09/17)
Settlement price (date)	46.20 (24/09/17)
Open Interest	0

Performance and Risk

	6m	1y	3y
Perf (%)	+30.50%	-	-
Perf (abs.)	+10.80	-	-
Beta	-	-	-
Volatility	24.00	-	-

Futures and Options

Related Futures	-
Related Options	-

5y












Information about previous performance does not guarantee future performance.
Source: FactSet

Price data

Ø price 5 days Ø volume 5 days (pcs.)	46.1979 EUR (0)
Ø price 30 days Ø volume 30 days (pcs.)	46.3884 EUR (0)
Ø price 100 days Ø volume 100 days (pcs.)	44.7774 EUR (0)
Ø price 250 days Ø volume 250 days (pcs.)	- EUR (-)
YTD High date	48.5613 EUR (2024/09/02)
YTD Low date	33.1162 EUR (2024/02/29)
52 Weeks High date	- EUR (-)
52 Weeks Low date	- EUR (-)

Recent Research

on underlying	on sector	on market		
Date			Headline	Download
2024/05/03			Equity Weekly	
2024/03/01			Equity Weekly	
2023/11/03			Equity Weekly	
2023/08/04			Equity Weekly	
2023/04/28			Equity Weekly	