

ERSTE GROUP BANK AG FUTURE (EBOG) - EUX/202612

2024/07/16 18:50:12

Price
46.4956 EUR
 Difference  1.03% (0.47)

General attributes

Symbol EBOGZ26
 Exchange Eurex
 Currency EUR
 Security type Future
 Underlying ERSTE GROUP BANK AG
 Maturity 12-2026
 Contract size 100

Market data

Bid (Bid size) - EUR (-)
 Ask (Ask size) - EUR (-)
 Open 46.4956 EUR
 High 46.4956 EUR
 Low 46.4956 EUR
 Close (prev. day) 46.0222 EUR
 Underlying ERSTE GROUP BANK AG
 Underlying price (date) 46.95 (24/07/17)
 Settlement price (date) 46.50 (24/07/16)
 Open Interest 0

Performance and Risk

| | 6m | 1y | 3y |
|-------------|---------|----|----|
| Perf (%) | +26.51% | - | - |
| Perf (abs.) | +9.74 | - | - |
| Beta | - | - | - |
| Volatility | 26.55 | - | - |

Futures and Options

Related Futures -
 Related Options -

5y











Information about previous performance does not guarantee future performance.
 Source: FactSet

Price data

| | |
|---|--------------------------|
| Ø price 5 days Ø volume 5 days (pcs.) | 45.9205 EUR (0) |
| Ø price 30 days Ø volume 30 days (pcs.) | 44.1228 EUR (0) |
| Ø price 100 days Ø volume 100 days (pcs.) | 40.7592 EUR (0) |
| Ø price 250 days Ø volume 250 days (pcs.) | - EUR (-) |
| YTD High date | 46.4956 EUR (2024/07/16) |
| YTD Low date | 33.1162 EUR (2024/02/29) |
| 52 Weeks High date | - EUR (-) |
| 52 Weeks Low date | - EUR (-) |

Recent Research

| on underlying | on sector | on market | | |
|---------------|---|-----------|---------------|---|
| Date | | | Headline | Download |
| 2024/05/03 |  | | Equity Weekly |  |
| 2024/03/01 |  | | Equity Weekly |  |
| 2023/11/03 |  | | Equity Weekly |  |
| 2023/08/04 |  | | Equity Weekly |  |
| 2023/04/28 |  | | Equity Weekly |  |