

E.ON SE FUTURE (EOAI) - EUX/202612

2024/09/13 18:35:07

Price
13.5216 EURDifference  1.35% (0.18)

General attributes

Symbol	EOAIZ26
Exchange	Eurex
Currency	EUR
Security type	Future
Underlying	E.ON SE
Maturity	12-2026
Contract size	100

Market data

Bid (Bid size)	- EUR (-)
Ask (Ask size)	- EUR (-)
Open	13.5216 EUR
High	13.5216 EUR
Low	13.5216 EUR
Close (prev. day)	13.3412 EUR
Underlying	E.ON SE
Underlying price (date)	13.54 (24/09/13)
Settlement price (date)	13.52 (24/09/13)
Open Interest	0

Performance and Risk

	6m	1y	3y
Perf (%)	+10.72%	-	-
Perf (abs.)	+1.31	-	-
Beta	-	-	-
Volatility	18.33	-	-

Futures and Options

Related Futures	-
Related Options	-












Information about previous performance does not guarantee future performance.
Source: FactSet

Price data

Ø price 5 days Ø volume 5 days (pcs.)	13.4255 EUR (0)
Ø price 30 days Ø volume 30 days (pcs.)	12.6091 EUR (0)
Ø price 100 days Ø volume 100 days (pcs.)	12.5993 EUR (0)
Ø price 250 days Ø volume 250 days (pcs.)	- EUR (-)
YTD High date	13.5216 EUR (2024/09/13)
YTD Low date	11.3805 EUR (2024/02/27)
52 Weeks High date	- EUR (-)
52 Weeks Low date	- EUR (-)

Recent Research

on underlying	on sector	on market		
Date			Headline	Download
2022/12/19			Global Equity Ratings	
2022/12/19			Aktienempfehlungen Global	
2022/11/28			Global Equity Ratings	
2022/11/28			Aktienempfehlungen Global	
2022/11/18			Global Equity Ratings	