

E.ON SE FUTURE (EOAI) - EUX/202612

2024/07/16 18:50:15

Price
12.3058 EUR

Difference  **-0.75% (-0.09)**

General attributes

Symbol	EOAIZ26
Exchange	Eurex
Currency	EUR
Security type	Future
Underlying	E.ON SE
Maturity	12-2026
Contract size	100

Market data

Bid (Bid size)	- EUR (-)
Ask (Ask size)	- EUR (-)
Open	12.3058 EUR
High	12.3058 EUR
Low	12.3058 EUR
Close (prev. day)	12.3991 EUR
Underlying	E.ON SE
Underlying price (date)	12.375 (24/07/17)
Settlement price (date)	12.31 (24/07/16)
Open Interest	0

Performance and Risk

	6m	1y	3y
Perf (%)	+0.06%	-	-
Perf (abs.)	+0.01	-	-
Beta	-	-	-
Volatility	19.10	-	-

Futures and Options

Related Futures	-
Related Options	-












Information about previous performance does not guarantee future performance.
Source: FactSet

Price data

Ø price 5 days Ø volume 5 days (pcs.)	12.4752 EUR (0)
Ø price 30 days Ø volume 30 days (pcs.)	12.5306 EUR (0)
Ø price 100 days Ø volume 100 days (pcs.)	12.3166 EUR (0)
Ø price 250 days Ø volume 250 days (pcs.)	- EUR (-)
YTD High date	13.1452 EUR (2024/05/16)
YTD Low date	11.3805 EUR (2024/02/27)
52 Weeks High date	- EUR (-)
52 Weeks Low date	- EUR (-)

Recent Research

on underlying		on sector		on market	
Date		Headline		Download	
2022/12/19		Global Equity Ratings			
2022/12/19		Aktienempfehlungen Global			
2022/11/28		Global Equity Ratings			
2022/11/28		Aktienempfehlungen Global			
2022/11/18		Global Equity Ratings		