

DEUTSCHE BOERSE AG FUTURE (DB1H) - EUX/202612

2024/07/11 19:04:09

Price
197.4543 EUR

Difference  0.82% (1.61)

General attributes

Symbol	DB1HZ26
Exchange	Eurex
Currency	EUR
Security type	Future
Underlying	DEUTSCHE BOERSE AG
Maturity	12-2026
Contract size	100

Market data

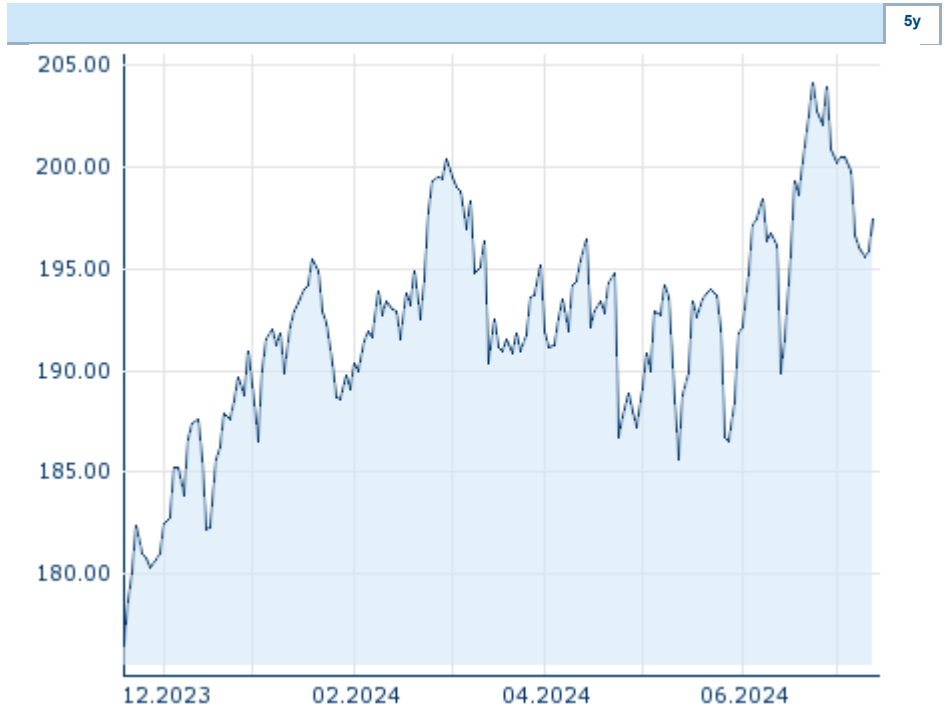
Bid (Bid size)	- EUR (-)
Ask (Ask size)	- EUR (-)
Open	197.4543 EUR
High	197.4543 EUR
Low	197.4543 EUR
Close (prev. day)	195.8423 EUR
Underlying	DEUTSCHE BOERSE AG
Underlying price (date)	188.55 (24/07/12)
Settlement price (date)	197.45 (24/07/11)
Open Interest	0

Performance and Risk

	6m	1y	3y
Perf (%)	+4.00%	-	-
Perf (abs.)	+7.60	-	-
Beta	-	-	-
Volatility	16.63	-	-

Futures and Options

Related Futures	-
Related Options	-












Information about previous performance does not guarantee future performance.
Source: FactSet

Price data

Ø price 5 days Ø volume 5 days (pcs.)	196.3101 EUR (0)
Ø price 30 days Ø volume 30 days (pcs.)	197.8376 EUR (0)
Ø price 100 days Ø volume 100 days (pcs.)	194.3895 EUR (0)
Ø price 250 days Ø volume 250 days (pcs.)	- EUR (-)
YTD High date	204.1441 EUR (2024/06/24)
YTD Low date	185.5940 EUR (2024/05/14)
52 Weeks High date	- EUR (-)
52 Weeks Low date	- EUR (-)

Recent Research

on underlying on sector on market			
Date		Headline	Download
2024/07/12		Global Equity Ratings	
2024/07/12		Aktienempfehlungen Global	
2024/06/21		Global Equity Ratings	
2024/06/21		Aktienempfehlungen Global	
2024/06/14		Global Equity Ratings	