

# DEUTSCHE BOERSE AG FUTURE (DB1H) - EUX/202612

2024/04/30 18:39:08

**Price**  
**187.2179** EUR  
**Difference**  **-0.41% (-0.76)**

**General attributes**

**Symbol** DB1HZ26  
**Exchange** Eurex  
**Currency** EUR  
**Security type** Future  
**Underlying** DEUTSCHE BOERSE AG  
**Maturity** 12-2026  
**Contract size** 100

**Market data**

**Bid (Bid size)** - EUR (-)  
**Ask (Ask size)** - EUR (-)  
**Open** 187.2179 EUR  
**High** 187.2179 EUR  
**Low** 187.2179 EUR  
**Close (prev. day)** 187.9815 EUR  
**Underlying** DEUTSCHE BOERSE AG  
**Underlying price (date)** 181.15 (24/04/30)  
**Settlement price (date)** 187.22 (24/04/30)  
**Open Interest** 0

**Performance and Risk**

	6m	1y	3y
Perf (%)	-	-	-
Perf (abs.)	-	-	-
Beta	-	-	-
Volatility	-	-	-

**Futures and Options**

**Related Futures** -  
**Related Options** -

5y












Information about previous performance does not guarantee future performance.  
 Source: FactSet

**Price data**

Ø price 5 days   Ø volume 5 days (pcs.)	187.7078 EUR (0)
Ø price 30 days   Ø volume 30 days (pcs.)	192.0624 EUR (0)
Ø price 100 days   Ø volume 100 days (pcs.)	191.8972 EUR (0)
Ø price 250 days   Ø volume 250 days (pcs.)	- EUR (-)
YTD High   date	200.3594 EUR (2024/02/29)
YTD Low   date	186.4738 EUR (2024/01/03)
52 Weeks High   date	- EUR (-)
52 Weeks Low   date	- EUR (-)

**Recent Research**

on underlying	on sector	on market	
<b>Date</b>		<b>Headline</b>	<b>Download</b>
2024/04/26		Global Equity Ratings	
2024/04/26		Aktienempfehlungen Global	
2024/04/03		Global Equity Ratings	
2024/04/03		Aktienempfehlungen Global	
2024/03/13		Global Equity Ratings	