

ROYAL BANK OF CANADA FUTURE (RYFF) - EUX/202612

2024/07/16 18:51:03

Price
113.3829 USD

Difference  **-0.46% (-0.53)**

General attributes

Symbol	RYFFZ26
Exchange	Eurex
Currency	USD
Security type	Future
Underlying	ROYAL BANK OF CANADA
Maturity	12-2026
Contract size	100

Market data

Bid (Bid size)	- USD (-)
Ask (Ask size)	- USD (-)
Open	113.3829 USD
High	113.3829 USD
Low	113.3829 USD
Close (prev. day)	113.9119 USD
Underlying	ROYAL BANK OF CANADA
Underlying price (date)	151.67 (24/07/16)
Settlement price (date)	113.38 (24/07/16)
Open Interest	0



Performance and Risk

	6m	1y	3y
Perf (%)	+14.60%	-	-
Perf (abs.)	+14.51	-	-
Beta	-	-	-
Volatility	17.12	-	-










Futures and Options

Related Futures	-
Related Options	-

Price data

Ø price 5 days Ø volume 5 days (pcs.)	113.7845 USD (0)
Ø price 30 days Ø volume 30 days (pcs.)	109.9799 USD (0)
Ø price 100 days Ø volume 100 days (pcs.)	105.7900 USD (0)
Ø price 250 days Ø volume 250 days (pcs.)	- USD (-)
YTD High date	114.2153 USD (2024/07/12)
YTD Low date	98.0416 USD (2024/01/17)
52 Weeks High date	- USD (-)
52 Weeks Low date	- USD (-)

Recent Research

on underlying		on sector	
Date	Headline	Download	
2024/07/15	 Aktienempfehlungen Global		
2024/07/12	 Global Equity Ratings		
2024/06/21	 Global Equity Ratings		
2024/06/21	 Aktienempfehlungen Global		
2024/06/14	 Global Equity Ratings	