

INFINEON TECHNOLOGIES AG FUTURE (IFXG) - EUX/202612

2024/08/16 19:01:31

Price
33.1572 EUR

Difference  **-0.38% (-0.13)**

General attributes

Symbol	IFXGZ26
Exchange	Eurex
Currency	EUR
Security type	Future
Underlying	INFINEON TECHNOLOGIES AG
Maturity	12-2026
Contract size	100

Market data

Bid (Bid size)	- EUR (-)
Ask (Ask size)	- EUR (-)
Open	33.1572 EUR
High	33.1572 EUR
Low	33.1572 EUR
Close (prev. day)	33.2826 EUR
Underlying	INFINEON TECHNOLOGIES AG
Underlying price (date)	31.545 (24/08/16)
Settlement price (date)	33.16 (24/08/16)
Open Interest	0

Performance and Risk

	6m	1y	3y
Perf (%)	-6.67%	-	-
Perf (abs.)	-2.37	-	-
Beta	-	-	-
Volatility	40.18	-	-

Futures and Options

Related Futures	-
Related Options	-

5y












Information about previous performance does not guarantee future performance.
Source: FactSet

Price data

Ø price 5 days Ø volume 5 days (pcs.)	32.3987 EUR (0)
Ø price 30 days Ø volume 30 days (pcs.)	34.3392 EUR (0)
Ø price 100 days Ø volume 100 days (pcs.)	36.2633 EUR (0)
Ø price 250 days Ø volume 250 days (pcs.)	- EUR (-)
YTD High date	41.4199 EUR (2024/06/12)
YTD Low date	31.0578 EUR (2024/08/02)
52 Weeks High date	- EUR (-)
52 Weeks Low date	- EUR (-)

Recent Research

on underlying	on sector	on market	
Date		Headline	Download
2024/08/12		Global Equity Ratings	
2024/08/12		Aktienempfehlungen Global	
2024/07/24		Global Equity Ratings	
2024/07/24		Aktienempfehlungen Global	
2024/07/15		Aktienempfehlungen Global	