

INFINEON TECHNOLOGIES AG FUTURE (IFXG) - EUX/202612

2024/05/15 18:23:41

Price
40.5813 EUR
 Difference  2.18% (0.86)

General attributes

Symbol	IFXGZ26
Exchange	Eurex
Currency	EUR
Security type	Future
Underlying	INFINEON TECHNOLOGIES AG
Maturity	12-2026
Contract size	100

Market data

Bid (Bid size)	- EUR (-)
Ask (Ask size)	- EUR (-)
Open	40.5813 EUR
High	40.5813 EUR
Low	40.5813 EUR
Close (prev. day)	39.7169 EUR
Underlying	INFINEON TECHNOLOGIES AG
Underlying price (date)	38.00 (24/05/15)
Settlement price (date)	40.58 (24/05/15)
Open Interest	0

Performance and Risk

	6m	1y	3y
Perf (%)	-	-	-
Perf (abs.)	-	-	-
Beta	-	-	-
Volatility	-	-	-

Futures and Options

Related Futures	-
Related Options	-

5y












Information about previous performance does not guarantee future performance.
 Source: FactSet

Price data

Ø price 5 days Ø volume 5 days (pcs.)	39.9862 EUR (0)
Ø price 30 days Ø volume 30 days (pcs.)	35.2902 EUR (0)
Ø price 100 days Ø volume 100 days (pcs.)	35.7608 EUR (0)
Ø price 250 days Ø volume 250 days (pcs.)	- EUR (-)
YTD High date	40.5970 EUR (2024/05/10)
YTD Low date	31.7287 EUR (2024/04/22)
52 Weeks High date	- EUR (-)
52 Weeks Low date	- EUR (-)

Recent Research

on underlying on sector on market			
Date		Headline	Download
2024/04/26		Global Equity Ratings	
2024/04/26		Aktienempfehlungen Global	
2024/04/03		Global Equity Ratings	
2024/04/03		Aktienempfehlungen Global	
2024/03/13		Global Equity Ratings	