

KESKO OY FUTURE (KEKG) - EUX/202612

2024/07/16 18:50:39

Price
15.1498 EUR

Difference  -0.76% (-0.12)

General attributes

Symbol	KEKGZ26
Exchange	Eurex
Currency	EUR
Security type	Future
Underlying	KESKO OYJ CLASS B
Maturity	12-2026
Contract size	100

Market data

Bid (Bid size)	- EUR (-)
Ask (Ask size)	- EUR (-)
Open	15.1498 EUR
High	15.1498 EUR
Low	15.1498 EUR
Close (prev. day)	15.2651 EUR
Underlying	KESKO OYJ CLASS B
Underlying price (date)	16.345 (24/07/16)
Settlement price (date)	15.15 (24/07/16)
Open Interest	0

Performance and Risk

	6m	1y	3y
Perf (%)	-3.55%	-	-
Perf (abs.)	-0.56	-	-
Beta	-	-	-
Volatility	26.38	-	-

Futures and Options

Related Futures	-
Related Options	-

5y












Information about previous performance does not guarantee future performance.
Source: FactSet

Price data

Ø price 5 days Ø volume 5 days (pcs.)	15.3630 EUR (0)
Ø price 30 days Ø volume 30 days (pcs.)	15.1196 EUR (0)
Ø price 100 days Ø volume 100 days (pcs.)	15.3092 EUR (0)
Ø price 250 days Ø volume 250 days (pcs.)	- EUR (-)
YTD High date	17.1641 EUR (2024/01/30)
YTD Low date	14.4218 EUR (2024/04/25)
52 Weeks High date	- EUR (-)
52 Weeks Low date	- EUR (-)

Recent Research

on sector	on market	Date	Headline	Download
		2024/07/15	 Aktienempfehlungen Global	
		2024/07/12	 Global Equity Ratings	
		2024/06/21	 Equity Weekly	
		2024/06/21	 Global Equity Ratings	
		2024/06/21	 Aktienempfehlungen Global	