

VINCI S.A. FUTURE (SQUH) - EUX/202612

2024/06/25 19:05:44

Price
100.8041 EUR

Difference  -1.50% (-1.53)

General attributes

Symbol	SQUHZ26
Exchange	Eurex
Currency	EUR
Security type	Future
Underlying	VINCI SA
Maturity	12-2026
Contract size	100

Market data

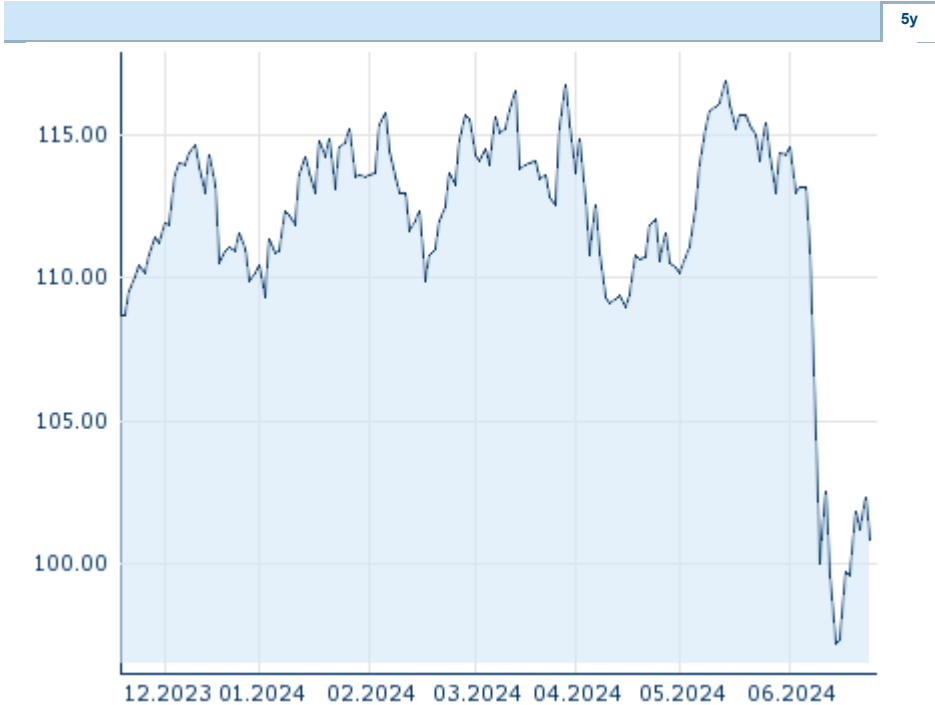
Bid (Bid size)	- EUR (-)
Ask (Ask size)	- EUR (-)
Open	100.8041 EUR
High	100.8041 EUR
Low	100.8041 EUR
Close (prev. day)	102.3346 EUR
Underlying	VINCI SA
Underlying price (date)	101.30 (24/06/26)
Settlement price (date)	100.80 (24/06/25)
Open Interest	0

Performance and Risk

	6m	1y	3y
Perf (%)	-9.66%	-	-
Perf (abs.)	-10.78	-	-
Beta	-	-	-
Volatility	19.75	-	-

Futures and Options

Related Futures	-
Related Options	-












Information about previous performance does not guarantee future performance.
Source: FactSet

Price data

Ø price 5 days Ø volume 5 days (pcs.)	101.1459 EUR (0)
Ø price 30 days Ø volume 30 days (pcs.)	108.8858 EUR (0)
Ø price 100 days Ø volume 100 days (pcs.)	111.7243 EUR (0)
Ø price 250 days Ø volume 250 days (pcs.)	- EUR (-)
YTD High date	116.8938 EUR (2024/05/15)
YTD Low date	97.1846 EUR (2024/06/14)
52 Weeks High date	- EUR (-)
52 Weeks Low date	- EUR (-)

Recent Research

on underlying	on sector	on market	
Date		Headline	Download
2024/06/21		Global Equity Ratings	
2024/06/21		Aktienempfehlungen Global	
2024/06/14		Global Equity Ratings	
2024/06/14		Aktienempfehlungen Global	
2024/05/29		Global Equity Ratings	