

VINCI S.A. FUTURE (SQUH) - EUX/202612

2024/06/14 18:39:29

Price
97.1846 EUR

Difference  -2.39% (-2.38)

General attributes

Symbol	SQUHZ26
Exchange	Eurex
Currency	EUR
Security type	Future
Underlying	VINCI SA
Maturity	12-2026
Contract size	100

Market data

Bid (Bid size)	- EUR (-)
Ask (Ask size)	- EUR (-)
Open	97.1846 EUR
High	97.1846 EUR
Low	97.1846 EUR
Close (prev. day)	99.5597 EUR
Underlying	VINCI SA
Underlying price (date)	97.80 (24/06/17)
Settlement price (date)	97.18 (24/06/14)
Open Interest	0

Performance and Risk

	6m	1y	3y
Perf (%)	-15.00%	-	-
Perf (abs.)	-17.15	-	-
Beta	-	-	-
Volatility	19.34	-	-

Futures and Options

Related Futures	-
Related Options	-

5y












Information about previous performance does not guarantee future performance.
Source: FactSet

Price data

Ø price 5 days Ø volume 5 days (pcs.)	100.7228 EUR (0)
Ø price 30 days Ø volume 30 days (pcs.)	112.1461 EUR (0)
Ø price 100 days Ø volume 100 days (pcs.)	112.6850 EUR (0)
Ø price 250 days Ø volume 250 days (pcs.)	- EUR (-)
YTD High date	116.8938 EUR (2024/05/15)
YTD Low date	97.1846 EUR (2024/06/14)
52 Weeks High date	- EUR (-)
52 Weeks Low date	- EUR (-)

Recent Research

on underlying	on sector	on market	
Date		Headline	Download
2024/06/14		Global Equity Ratings	
2024/06/14		Aktienempfehlungen Global	
2024/05/29		Global Equity Ratings	
2024/05/29		Aktienempfehlungen Global	
2024/04/26		Global Equity Ratings	