

VINCI S.A. FUTURE (SQUH) - EUX/202612

2024/05/31 18:43:30

Price
114.2888 EUR

Difference  **-0.06% (-0.07)**

General attributes

Symbol	SQUHZ26
Exchange	Eurex
Currency	EUR
Security type	Future
Underlying	VINCI SA
Maturity	12-2026
Contract size	100

Market data

Bid (Bid size)	- EUR (-)
Ask (Ask size)	- EUR (-)
Open	114.2888 EUR
High	114.2888 EUR
Low	114.2888 EUR
Close (prev. day)	114.3542 EUR
Underlying	VINCI SA
Underlying price (date)	114.45 (24/05/31)
Settlement price (date)	114.29 (24/05/31)
Open Interest	0

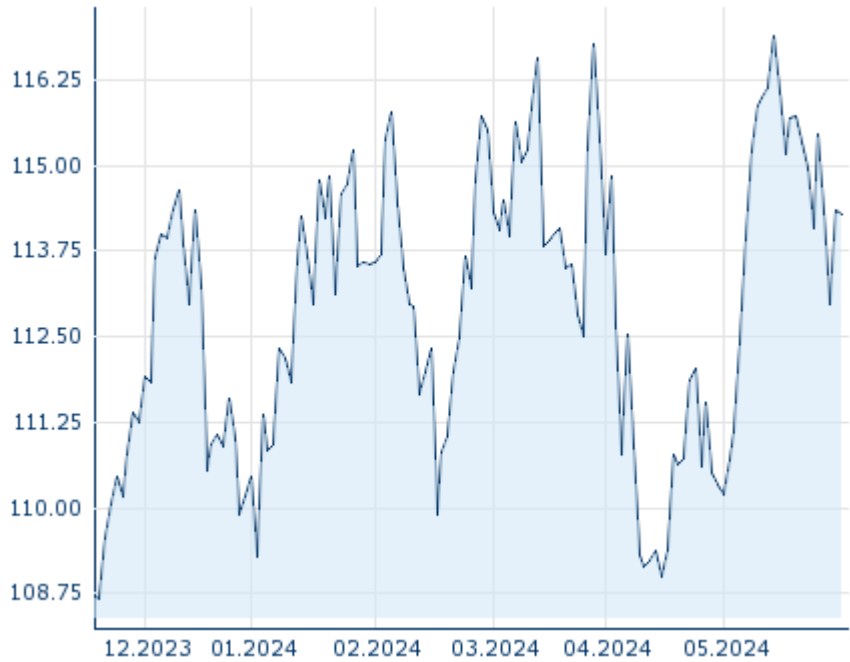
Performance and Risk

	6m	1y	3y
Perf (%)	+2.74%	-	-
Perf (abs.)	+3.05	-	-
Beta	-	-	-
Volatility	14.80	-	-

Futures and Options

Related Futures	-
Related Options	-

5y












Information about previous performance does not guarantee future performance.
Source: FactSet

Price data

Ø price 5 days Ø volume 5 days (pcs.)	114.2800 EUR (0)
Ø price 30 days Ø volume 30 days (pcs.)	113.5018 EUR (0)
Ø price 100 days Ø volume 100 days (pcs.)	113.3550 EUR (0)
Ø price 250 days Ø volume 250 days (pcs.)	- EUR (-)
YTD High date	116.8938 EUR (2024/05/15)
YTD Low date	108.9980 EUR (2024/04/16)
52 Weeks High date	- EUR (-)
52 Weeks Low date	- EUR (-)

Recent Research

on underlying	on sector	on market	
Date		Headline	Download
2024/05/29		Global Equity Ratings	
2024/05/29		Aktienempfehlungen Global	
2024/04/26		Global Equity Ratings	
2024/04/26		Aktienempfehlungen Global	
2024/04/03		Global Equity Ratings	