

# BIC S.A. FUTURE (BIFI) - EUX/202612

2024/07/26 18:34:58

Price  
**57.7106** EUR

Difference  0.56% (0.32)

### General attributes

Symbol	BIFIZ26
Exchange	Eurex
Currency	EUR
Security type	Future
Underlying	SOCIETE BIC S.A.
Maturity	12-2026
Contract size	100

### Market data

Bid (Bid size)	- EUR (-)
Ask (Ask size)	- EUR (-)
Open	57.7106 EUR
High	57.7106 EUR
Low	57.7106 EUR
Close (prev. day)	57.3912 EUR
Underlying	SOCIETE BIC S.A.
Underlying price (date)	57.70 (24/07/26)
Settlement price (date)	57.71 (24/07/26)
Open Interest	0

### Performance and Risk

	6m	1y	3y
Perf (%)	-8.32%	-	-
Perf (abs.)	-5.24	-	-
Beta	-	-	-
Volatility	31.99	-	-

### Futures and Options

Related Futures	-
Related Options	-

5y












Information about previous performance does not guarantee future performance.  
Source: FactSet

### Price data

Ø price 5 days   Ø volume 5 days (pcs.)	57.4608 EUR (0)
Ø price 30 days   Ø volume 30 days (pcs.)	57.6430 EUR (0)
Ø price 100 days   Ø volume 100 days (pcs.)	62.1077 EUR (0)
Ø price 250 days   Ø volume 250 days (pcs.)	- EUR (-)
YTD High   date	69.0743 EUR (2024/06/05)
YTD Low   date	55.1263 EUR (2024/06/28)
52 Weeks High   date	- EUR (-)
52 Weeks Low   date	- EUR (-)

### Recent Research

on sector		on market	
Date		Headline	Download
2024/07/26		Equity Weekly	
2024/07/24		Global Equity Ratings	
2024/07/24		Aktienempfehlungen Global	
2024/07/15		Aktienempfehlungen Global	
2024/07/12		Equity Weekly	