

ABBVIE INC. FUTURE (ABVF) - EUX/202612

2024/05/29 18:44:46

Price
159.4318 USD

Difference  -0.24% (-0.38)

General attributes

Symbol	ABVFZ26
Exchange	Eurex
Currency	USD
Security type	Future
Underlying	ABBVIE INC.
Maturity	12-2026
Contract size	100

Market data

Bid (Bid size)	- USD (-)
Ask (Ask size)	- USD (-)
Open	159.4318 USD
High	159.4318 USD
Low	159.4318 USD
Close (prev. day)	159.808 USD
Underlying	ABBVIE INC.
Underlying price (date)	153.93 (24/05/29)
Settlement price (date)	159.43 (24/05/29)
Open Interest	0

Performance and Risk

	6m	1y	3y
Perf (%)	+9.52%	-	-
Perf (abs.)	+13.89	-	-
Beta	-	-	-
Volatility	19.53	-	-

Futures and Options

Related Futures	-
Related Options	-

5y












Information about previous performance does not guarantee future performance.
Source: FactSet

Price data

Ø price 5 days Ø volume 5 days (pcs.)	162.5710 USD (0)
Ø price 30 days Ø volume 30 days (pcs.)	167.9551 USD (0)
Ø price 100 days Ø volume 100 days (pcs.)	173.9051 USD (0)
Ø price 250 days Ø volume 250 days (pcs.)	- USD (-)
YTD High date	186.9263 USD (2024/03/14)
YTD Low date	158.4890 USD (2024/01/02)
52 Weeks High date	- USD (-)
52 Weeks Low date	- USD (-)

Recent Research

on underlying	on sector	on market	
Date		Headline	Download
2024/05/29		Global Equity Ratings	
2024/05/29		Aktienempfehlungen Global	
2024/04/26		Global Equity Ratings	
2024/04/26		Aktienempfehlungen Global	
2024/04/03		Global Equity Ratings	