

FRESENIUS SE & CO. KGAA FUTURE (FREH) - EUX/202612

2024/07/16 18:50:20

Price
30.9103 EUR
 Difference  2.66% (0.80)

General attributes

Symbol: FREHZ26
 Exchange: Eurex
 Currency: EUR
 Security type: Future
 Underlying: FRESENIUS SE & CO. KGAA
 Maturity: 12-2026
 Contract size: 100

Market data

Bid (Bid size): - EUR (-)
 Ask (Ask size): - EUR (-)
 Open: 30.9103 EUR
 High: 30.9103 EUR
 Low: 30.9103 EUR
 Close (prev. day): 30.1099 EUR
 Underlying: FRESENIUS SE & CO. KGAA
 Underlying price (date): 29.56 (24/07/16)
 Settlement price (date): 30.91 (24/07/16)
 Open Interest: 0

Performance and Risk

	6m	1y	3y
Perf (%)	+8.08%	-	-
Perf (abs.)	+2.25	-	-
Beta	-	-	-
Volatility	22.09	-	-

Futures and Options

Related Futures: -
 Related Options: -












Information about previous performance does not guarantee future performance.
 Source: FactSet

Price data

Ø price 5 days Ø volume 5 days (pcs.)	30.3621 EUR (0)
Ø price 30 days Ø volume 30 days (pcs.)	30.2797 EUR (0)
Ø price 100 days Ø volume 100 days (pcs.)	28.4216 EUR (0)
Ø price 250 days Ø volume 250 days (pcs.)	- EUR (-)
YTD High date	31.7940 EUR (2024/06/07)
YTD Low date	25.3305 EUR (2024/03/25)
52 Weeks High date	- EUR (-)
52 Weeks Low date	- EUR (-)

Recent Research

on underlying	on sector	on market	
Date		Headline	Download
2022/05/04		Global Equity Ratings	
2022/05/04		Aktienempfehlungen Global	
2022/04/27		Global Equity Ratings	
2022/04/27		Aktienempfehlungen Global	
2022/04/14		Global Equity Ratings	