

FRESENIUS SE & CO. KGAA FUTURE (FREH) - EUX/202612

2024/05/31 18:42:48

Price
30.5048 EUR

Difference  0.89% (0.27)

General attributes

Symbol	FREHZ26
Exchange	Eurex
Currency	EUR
Security type	Future
Underlying	FRESENIUS SE & CO. KGAA
Maturity	12-2026
Contract size	100

Market data

Bid (Bid size)	- EUR (-)
Ask (Ask size)	- EUR (-)
Open	30.5048 EUR
High	30.5048 EUR
Low	30.5048 EUR
Close (prev. day)	30.2361 EUR
Underlying	FRESENIUS SE & CO. KGAA
Underlying price (date)	29.28 (24/05/31)
Settlement price (date)	30.50 (24/05/31)
Open Interest	0

Performance and Risk

	6m	1y	3y
Perf (%)	+0.99%	-	-
Perf (abs.)	+0.30	-	-
Beta	-	-	-
Volatility	23.18	-	-

Futures and Options

Related Futures	-
Related Options	-












Information about previous performance does not guarantee future performance.
Source: FactSet

Price data

Ø price 5 days Ø volume 5 days (pcs.)	30.3703 EUR (0)
Ø price 30 days Ø volume 30 days (pcs.)	29.2900 EUR (0)
Ø price 100 days Ø volume 100 days (pcs.)	27.4874 EUR (0)
Ø price 250 days Ø volume 250 days (pcs.)	- EUR (-)
YTD High date	30.5048 EUR (2024/05/31)
YTD Low date	25.3305 EUR (2024/03/25)
52 Weeks High date	- EUR (-)
52 Weeks Low date	- EUR (-)

Recent Research

on underlying	on sector	on market	
Date		Headline	Download
2022/05/04		Global Equity Ratings	
2022/05/04		Aktienempfehlungen Global	
2022/04/27		Global Equity Ratings	
2022/04/27		Aktienempfehlungen Global	
2022/04/14		Global Equity Ratings	