

FRESENIUS SE & CO. KGAA FUTURE (FREH) - EUX/202612

2024/05/06 18:29:42

Price
28.9349 EUR
 Difference  -0.39% (-0.11)

General attributes

Symbol: FREHZ26
 Exchange: Eurex
 Currency: EUR
 Security type: Future
 Underlying: FRESENIUS SE & CO. KGAA
 Maturity: 12-2026
 Contract size: 100

Market data

Bid (Bid size): - EUR (-)
 Ask (Ask size): - EUR (-)
 Open: 28.9349 EUR
 High: 28.9349 EUR
 Low: 28.9349 EUR
 Close (prev. day): 29.0481 EUR
 Underlying: FRESENIUS SE & CO. KGAA
 Underlying price (date): 27.87 (24/05/06)
 Settlement price (date): 28.93 (24/05/06)
 Open Interest: 0

Performance and Risk

	6m	1y	3y
Perf (%)	-	-	-
Perf (abs.)	-	-	-
Beta	-	-	-
Volatility	-	-	-

Futures and Options

Related Futures: -
 Related Options: -

5y












Information about previous performance does not guarantee future performance.
 Source: FactSet

Price data

Ø price 5 days Ø volume 5 days (pcs.)	29.0106 EUR (0)
Ø price 30 days Ø volume 30 days (pcs.)	27.0616 EUR (0)
Ø price 100 days Ø volume 100 days (pcs.)	27.4562 EUR (0)
Ø price 250 days Ø volume 250 days (pcs.)	- EUR (-)
YTD High date	30.1446 EUR (2024/01/04)
YTD Low date	25.3305 EUR (2024/03/25)
52 Weeks High date	- EUR (-)
52 Weeks Low date	- EUR (-)

Recent Research

on underlying		on sector		on market	
Date		Headline		Download	
2022/05/04		Global Equity Ratings			
2022/05/04		Aktienempfehlungen Global			
2022/04/27		Global Equity Ratings			
2022/04/27		Aktienempfehlungen Global			
2022/04/14		Global Equity Ratings		