

# ALIBABA GROUP HOLDING LTD. FUTURE (BABF) - EUX/202612

2024/07/16 18:49:55

**Price**  
**84.617** USD

**Difference**  **-0.75% (-0.64)**

**General attributes**

Symbol	BABFZ26
Exchange	Eurex
Currency	USD
Security type	Future
Underlying	ALIBABA GROUP HOLDING LTD. SP. ADR
Maturity	12-2026
Contract size	100

**Market data**

Bid (Bid size)	- USD (-)
Ask (Ask size)	- USD (-)
Open	84.617 USD
High	84.617 USD
Low	84.617 USD
Close (prev. day)	85.2574 USD
Underlying	ALIBABA GROUP HOLDING LTD. SP. ADR
Underlying price (date)	78.195 (24/07/16)
Settlement price (date)	84.62 (24/07/16)
Open Interest	0

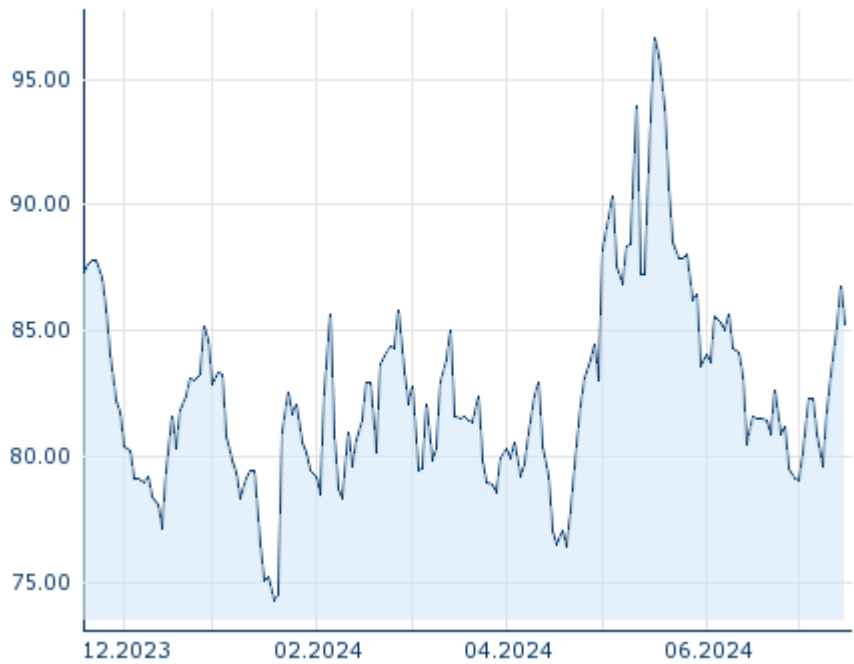
**Performance and Risk**

	6m	1y	3y
Perf (%)	+7.35%	-	-
Perf (abs.)	+5.84	-	-
Beta	-	-	-
Volatility	37.33	-	-

**Futures and Options**

Related Futures	-
Related Options	-

5y












Information about previous performance does not guarantee future performance.  
Source: FactSet

**Price data**

Ø price 5 days   Ø volume 5 days (pcs.)	84.417 USD (0)
Ø price 30 days   Ø volume 30 days (pcs.)	82.467 USD (0)
Ø price 100 days   Ø volume 100 days (pcs.)	83.372 USD (0)
Ø price 250 days   Ø volume 250 days (pcs.)	- USD (-)
YTD High   date	96.632 USD (2024/05/17)
YTD Low   date	74.269 USD (2024/01/19)
52 Weeks High   date	- USD (-)
52 Weeks Low   date	- USD (-)

**Recent Research**

on underlying		on sector	
Date		Headline	Download
2024/07/15		Aktienempfehlungen Global	
2024/07/12		Global Equity Ratings	
2024/06/21		Global Equity Ratings	
2024/06/21		Aktienempfehlungen Global	
2024/06/14		Global Equity Ratings	