


KEMIRA OY FUTURE (KEMF) - EUX/202612

2024/06/25 19:05:31

Price
23.4743 EUR

Difference  **-1.20% (-0.28)**

General attributes

Symbol	KEMFZ26
Exchange	Eurex
Currency	EUR
Security type	Future
Underlying	KEMIRA OYJ
Maturity	12-2026
Contract size	100

Market data

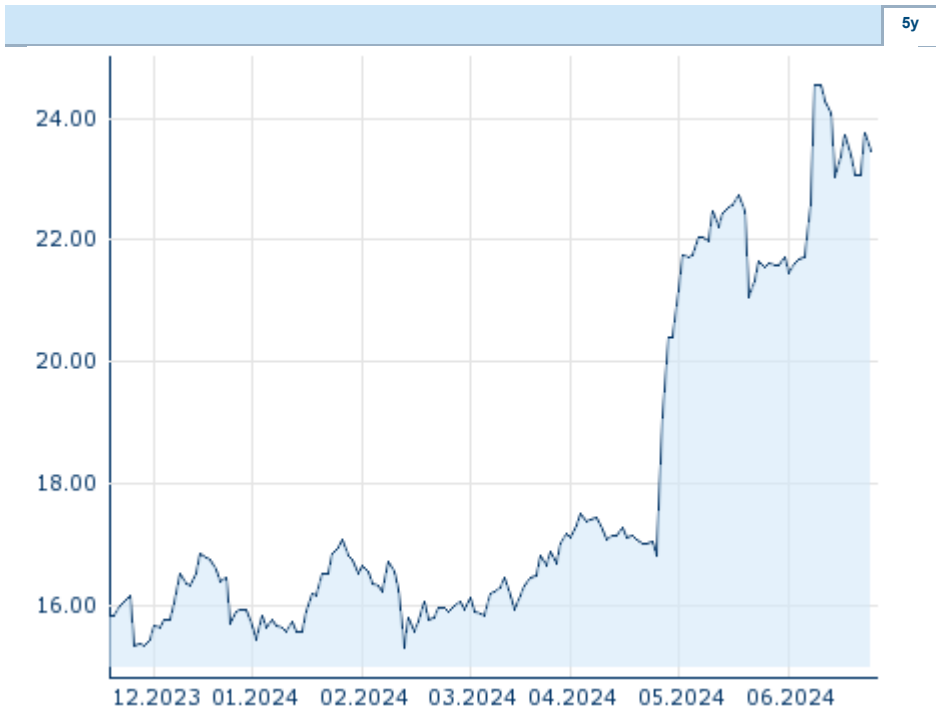
Bid (Bid size)	- EUR (-)
Ask (Ask size)	- EUR (-)
Open	23.4743 EUR
High	23.4743 EUR
Low	23.4743 EUR
Close (prev. day)	23.7589 EUR
Underlying	KEMIRA OYJ
Underlying price (date)	22.84 (24/06/26)
Settlement price (date)	23.47 (24/06/25)
Open Interest	0

Performance and Risk

	6m	1y	3y
Perf (%)	+49.27%	-	-
Perf (abs.)	+7.75	-	-
Beta	-	-	-
Volatility	33.84	-	-

Futures and Options

Related Futures	-
Related Options	-




Information about previous performance does not guarantee future performance.
 Source: FactSet

Price data

Ø price 5 days Ø volume 5 days (pcs.)	23.3478 EUR (0)
Ø price 30 days Ø volume 30 days (pcs.)	22.6073 EUR (0)
Ø price 100 days Ø volume 100 days (pcs.)	18.9370 EUR (0)
Ø price 250 days Ø volume 250 days (pcs.)	- EUR (-)
YTD High date	24.5404 EUR (2024/06/10)
YTD Low date	15.3201 EUR (2024/02/13)
52 Weeks High date	- EUR (-)
52 Weeks Low date	- EUR (-)

Recent Research

on sector		on market	
Date		Headline	Download
2024/06/24		Aktienempfehlungen Österreich	
2024/06/21		Global Equity Ratings	
2024/06/21		Aktienempfehlungen Global	
2024/06/14		Equity Weekly	
2024/06/14		Global Equity Ratings	