

# FIELMANN AG FUTURE (FIEG) - EUX/202612

2024/08/21 18:44:57

Price  
**41.7371** EUR

Difference  1.82% (0.75)

### General attributes

Symbol	FIEGZ26
Exchange	Eurex
Currency	EUR
Security type	Future
Underlying	FIELMANN GROUP AG
Maturity	12-2026
Contract size	100

### Market data

Bid (Bid size)	- EUR (-)
Ask (Ask size)	- EUR (-)
Open	41.7371 EUR
High	41.7371 EUR
Low	41.7371 EUR
Close (prev. day)	40.9913 EUR
Underlying	FIELMANN GROUP AG
Underlying price (date)	41.35 (24/08/22)
Settlement price (date)	41.74 (24/08/21)
Open Interest	0

### Performance and Risk

	6m	1y	3y
Perf (%)	-5.38%	-	-
Perf (abs.)	-2.37	-	-
Beta	-	-	-
Volatility	21.35	-	-

### Futures and Options

Related Futures	-
Related Options	-

5y












Information about previous performance does not guarantee future performance.  
Source: FactSet

### Price data

Ø price 5 days   Ø volume 5 days (pcs.)	41.3605 EUR (0)
Ø price 30 days   Ø volume 30 days (pcs.)	42.0519 EUR (0)
Ø price 100 days   Ø volume 100 days (pcs.)	43.4638 EUR (0)
Ø price 250 days   Ø volume 250 days (pcs.)	- EUR (-)
YTD High   date	49.1109 EUR (2024/01/22)
YTD Low   date	40.2244 EUR (2024/08/08)
52 Weeks High   date	- EUR (-)
52 Weeks Low   date	- EUR (-)

### Recent Research

on sector		on market	
Date		Headline	Download
2024/08/12		Global Equity Ratings	
2024/08/12		Aktienempfehlungen Global	
2024/07/24		Global Equity Ratings	
2024/07/24		Aktienempfehlungen Global	
2024/07/15		Aktienempfehlungen Global	