

FIELMANN AG FUTURE (FIEG) - EUX/202612

2024/08/09 18:43:17

Price
40.382 EUR

Difference  0.39% (0.16)

General attributes

Symbol	FIEGZ26
Exchange	Eurex
Currency	EUR
Security type	Future
Underlying	FIELMANN GROUP AG
Maturity	12-2026
Contract size	100

Market data

Bid (Bid size)	- EUR (-)
Ask (Ask size)	- EUR (-)
Open	40.382 EUR
High	40.382 EUR
Low	40.382 EUR
Close (prev. day)	40.2244 EUR
Underlying	FIELMANN GROUP AG
Underlying price (date)	40.10 (24/08/09)
Settlement price (date)	40.38 (24/08/09)
Open Interest	0

Performance and Risk

	6m	1y	3y
Perf (%)	-10.50%	-	-
Perf (abs.)	-4.72	-	-
Beta	-	-	-
Volatility	21.96	-	-

Futures and Options

Related Futures	-
Related Options	-

5y












Information about previous performance does not guarantee future performance.
Source: FactSet

Price data

Ø price 5 days Ø volume 5 days (pcs.)	40.749 EUR (0)
Ø price 30 days Ø volume 30 days (pcs.)	42.593 EUR (0)
Ø price 100 days Ø volume 100 days (pcs.)	43.584 EUR (0)
Ø price 250 days Ø volume 250 days (pcs.)	- EUR (-)
YTD High date	49.111 EUR (2024/01/22)
YTD Low date	40.224 EUR (2024/08/08)
52 Weeks High date	- EUR (-)
52 Weeks Low date	- EUR (-)

Recent Research

on sector		on market	
Date		Headline	Download
2024/07/24		Global Equity Ratings	
2024/07/24		Aktienempfehlungen Global	
2024/07/15		Aktienempfehlungen Global	
2024/07/12		Global Equity Ratings	
2024/06/21		Equity Weekly	