

FIELMANN AG FUTURE (FIEG) - EUX/202612

2024/05/27 18:58:54

Price
44.3097 EUR

Difference  -0.64% (-0.28)

General attributes

Symbol	FIEGZ26
Exchange	Eurex
Currency	EUR
Security type	Future
Underlying	FIELMANN GROUP AG
Maturity	12-2026
Contract size	100

Market data

Bid (Bid size)	- EUR (-)
Ask (Ask size)	- EUR (-)
Open	44.3097 EUR
High	44.3097 EUR
Low	44.3097 EUR
Close (prev. day)	44.5941 EUR
Underlying	FIELMANN GROUP AG
Underlying price (date)	44.00 (24/05/27)
Settlement price (date)	44.31 (24/05/27)
Open Interest	0

Performance and Risk

	6m	1y	3y
Perf (%)	-8.85%	-	-
Perf (abs.)	-4.30	-	-
Beta	-	-	-
Volatility	22.52	-	-

Futures and Options

Related Futures	-
Related Options	-

5y












Information about previous performance does not guarantee future performance.
Source: FactSet

Price data

Ø price 5 days Ø volume 5 days (pcs.)	45.3982 EUR (0)
Ø price 30 days Ø volume 30 days (pcs.)	45.1408 EUR (0)
Ø price 100 days Ø volume 100 days (pcs.)	44.7806 EUR (0)
Ø price 250 days Ø volume 250 days (pcs.)	- EUR (-)
YTD High date	49.1109 EUR (2024/01/22)
YTD Low date	41.2177 EUR (2024/03/08)
52 Weeks High date	- EUR (-)
52 Weeks Low date	- EUR (-)

Recent Research

on sector		on market	
Date		Headline	Download
2024/04/26		Global Equity Ratings	
2024/04/26		Aktienempfehlungen Global	
2024/04/03		Global Equity Ratings	
2024/04/03		Aktienempfehlungen Global	
2024/03/13		Global Equity Ratings	