

NEMETSCHEK AG FUTURE (NETF) - EUX/202612

2024/07/26 18:35:37

Price
92.6245 EUR
 Difference  0.40% (0.37)

General attributes

Symbol	NETFZ26
Exchange	Eurex
Currency	EUR
Security type	Future
Underlying	NEMETSCHEK SE
Maturity	12-2026
Contract size	100

Market data

Bid (Bid size)	- EUR (-)
Ask (Ask size)	- EUR (-)
Open	92.6245 EUR
High	92.6245 EUR
Low	92.6245 EUR
Close (prev. day)	92.2535 EUR
Underlying	NEMETSCHEK SE
Underlying price (date)	86.40 (24/07/26)
Settlement price (date)	92.62 (24/07/26)
Open Interest	0

Performance and Risk

	6m	1y	3y
Perf (%)	+3.56%	-	-
Perf (abs.)	+3.18	-	-
Beta	-	-	-
Volatility	31.72	-	-

Futures and Options

Related Futures	-
Related Options	-











Information about previous performance does not guarantee future performance.
 Source: FactSet

Price data

Ø price 5 days Ø volume 5 days (pcs.)	94.4218 EUR (0)
Ø price 30 days Ø volume 30 days (pcs.)	98.2644 EUR (0)
Ø price 100 days Ø volume 100 days (pcs.)	95.1392 EUR (0)
Ø price 250 days Ø volume 250 days (pcs.)	- EUR (-)
YTD High date	104.2433 EUR (2024/06/06)
YTD Low date	78.7313 EUR (2024/01/05)
52 Weeks High date	- EUR (-)
52 Weeks Low date	- EUR (-)

Recent Research

on sector		on market	
Date		Headline	Download
2024/07/26		Equity Weekly	
2024/07/24		Global Equity Ratings	
2024/07/24		Aktienempfehlungen Global	
2024/07/15		Aktienempfehlungen Global	
2024/07/12		Global Equity Ratings	