


BEIERSDORF AG FUTURE (BEIG) - EUX/202612

2024/07/29 18:35:09

Price
144.3626 EUR

Difference  **-1.30% (-1.90)**

General attributes

Symbol	BEIGZ26
Exchange	Eurex
Currency	EUR
Security type	Future
Underlying	BEIERSDORF AG
Maturity	12-2026
Contract size	100

Market data

Bid (Bid size)	- EUR (-)
Ask (Ask size)	- EUR (-)
Open	144.3626 EUR
High	144.3626 EUR
Low	144.3626 EUR
Close (prev. day)	146.2635 EUR
Underlying	BEIERSDORF AG
Underlying price (date)	135.40 (24/07/29)
Settlement price (date)	144.36 (24/07/29)
Open Interest	0

Performance and Risk

	6m	1y	3y
Perf (%)	+0.06%	-	-
Perf (abs.)	+0.08	-	-
Beta	-	-	-
Volatility	16.05	-	-

Futures and Options

Related Futures	-
Related Options	-












Information about previous performance does not guarantee future performance.
 Source: FactSet

Price data

Ø price 5 days Ø volume 5 days (pcs.)	145.3674 EUR (0)
Ø price 30 days Ø volume 30 days (pcs.)	148.0675 EUR (0)
Ø price 100 days Ø volume 100 days (pcs.)	148.9490 EUR (0)
Ø price 250 days Ø volume 250 days (pcs.)	- EUR (-)
YTD High date	158.3885 EUR (2024/06/12)
YTD Low date	137.6463 EUR (2024/04/09)
52 Weeks High date	- EUR (-)
52 Weeks Low date	- EUR (-)

Recent Research

on underlying	on sector	on market	
Date		Headline	Download
2024/07/24		Global Equity Ratings	
2024/07/24		Aktienempfehlungen Global	
2024/07/15		Aktienempfehlungen Global	
2024/07/12		Global Equity Ratings	
2024/06/21		Global Equity Ratings	