

HALLIBURTON CO. FUTURE (HALF) - EUX/202612

2024/07/26 18:35:21

Price
37.2085 USD

Difference  0.24% (0.09)

General attributes

Symbol	HALFZ26
Exchange	Eurex
Currency	USD
Security type	Future
Underlying	HALLIBURTON CO
Maturity	12-2026
Contract size	100

Market data

Bid (Bid size)	- USD (-)
Ask (Ask size)	- USD (-)
Open	37.2085 USD
High	37.2085 USD
Low	37.2085 USD
Close (prev. day)	37.1194 USD
Underlying	HALLIBURTON CO
Underlying price (date)	34.40 (24/07/26)
Settlement price (date)	37.21 (24/07/26)
Open Interest	0

Performance and Risk

	6m	1y	3y
Perf (%)	-9.68%	-	-
Perf (abs.)	-3.99	-	-
Beta	-	-	-
Volatility	25.16	-	-

Futures and Options

Related Futures	-
Related Options	-

5y












Information about previous performance does not guarantee future performance.
Source: FactSet

Price data

Ø price 5 days Ø volume 5 days (pcs.)	36.8417 USD (0)
Ø price 30 days Ø volume 30 days (pcs.)	37.4361 USD (0)
Ø price 100 days Ø volume 100 days (pcs.)	40.5128 USD (0)
Ø price 250 days Ø volume 250 days (pcs.)	- USD (-)
YTD High date	46.2459 USD (2024/04/08)
YTD Low date	36.2989 USD (2024/07/23)
52 Weeks High date	- USD (-)
52 Weeks Low date	- USD (-)

Recent Research

Date	on sector	on market	Headline	Download
2024/07/26			Equity Weekly	
2024/07/24			Global Equity Ratings	
2024/07/24			Aktienempfehlungen Global	
2024/07/15			Aktienempfehlungen Global	
2024/07/12			Equity Weekly	