

LOWE'S COMPANIES INC. FUTURE (LOWF) - EUX/202612

2024/08/09 18:43:26

Price
249.375 USD
 Difference  0.28% (0.70)

General attributes

Symbol	LOWFZ26
Exchange	Eurex
Currency	USD
Security type	Future
Underlying	LOWES COMPANIES INC.
Maturity	12-2026
Contract size	100

Market data

Bid (Bid size)	- USD (-)
Ask (Ask size)	- USD (-)
Open	249.375 USD
High	249.375 USD
Low	249.375 USD
Close (prev. day)	248.671 USD
Underlying	LOWES COMPANIES INC.
Underlying price (date)	235.83 (24/08/09)
Settlement price (date)	249.38 (24/08/09)
Open Interest	0

Performance and Risk

	6m	1y	3y
Perf (%)	+5.17%	-	-
Perf (abs.)	+12.27	-	-
Beta	-	-	-
Volatility	22.91	-	-

Futures and Options

Related Futures	-
Related Options	-

5y












Information about previous performance does not guarantee future performance.
 Source: FactSet

Price data

Ø price 5 days Ø volume 5 days (pcs.)	250.949 USD (0)
Ø price 30 days Ø volume 30 days (pcs.)	247.078 USD (0)
Ø price 100 days Ø volume 100 days (pcs.)	248.600 USD (0)
Ø price 250 days Ø volume 250 days (pcs.)	- USD (-)
YTD High date	282.530 USD (2024/03/21)
YTD Low date	224.942 USD (2024/01/25)
52 Weeks High date	- USD (-)
52 Weeks Low date	- USD (-)

Recent Research

on sector		on market	
Date		Headline	Download
2024/07/24		Global Equity Ratings	
2024/07/24		Aktienempfehlungen Global	
2024/07/15		Aktienempfehlungen Global	
2024/07/12		Global Equity Ratings	
2024/06/21		Equity Weekly	