

DANONE S.A. FUTURE (BSNH) - EUX/202612

2024/05/31 18:42:33

Price
60.6113 EUR
 Difference  0.46% (0.28)

General attributes

| | |
|---------------|-------------|
| Symbol | BSNHZ26 |
| Exchange | Eurex |
| Currency | EUR |
| Security type | Future |
| Underlying | DANONE S.A. |
| Maturity | 12-2026 |
| Contract size | 100 |

Market data

| | |
|-------------------------|------------------|
| Bid (Bid size) | - EUR (-) |
| Ask (Ask size) | - EUR (-) |
| Open | 60.6113 EUR |
| High | 60.6113 EUR |
| Low | 60.6113 EUR |
| Close (prev. day) | 60.3347 EUR |
| Underlying | DANONE S.A. |
| Underlying price (date) | 59.12 (24/05/31) |
| Settlement price (date) | 60.61 (24/05/31) |
| Open Interest | 0 |

Performance and Risk

| | 6m | 1y | 3y |
|-------------|--------|----|----|
| Perf (%) | +2.69% | - | - |
| Perf (abs.) | +1.59 | - | - |
| Beta | - | - | - |
| Volatility | 11.90 | - | - |

Futures and Options

| | |
|-----------------|---|
| Related Futures | - |
| Related Options | - |

5y













Information about previous performance does not guarantee future performance.
 Source: FactSet

Price data

| | |
|---|--------------------------|
| Ø price 5 days Ø volume 5 days (pcs.) | 60.4033 EUR (0) |
| Ø price 30 days Ø volume 30 days (pcs.) | 59.8776 EUR (0) |
| Ø price 100 days Ø volume 100 days (pcs.) | 59.4762 EUR (0) |
| Ø price 250 days Ø volume 250 days (pcs.) | - EUR (-) |
| YTD High date | 61.4715 EUR (2024/01/29) |
| YTD Low date | 56.4692 EUR (2024/04/09) |
| 52 Weeks High date | - EUR (-) |
| 52 Weeks Low date | - EUR (-) |

Recent Research

| on underlying | on sector | on market | |
|---------------|---|---------------------------|---|
| Date | | Headline | Download |
| 2024/05/29 |  | Global Equity Ratings |  |
| 2024/05/29 |  | Aktienempfehlungen Global |  |
| 2024/04/26 |  | Global Equity Ratings |  |
| 2024/04/26 |  | Aktienempfehlungen Global |  |
| 2024/04/03 |  | Global Equity Ratings |  |