

# NEXTERA ENERGY INC. FUTURE (FPLF) - EUX/202612

2024/10/18 19:07:11

**Price**  
**86.6297** USD

**Difference**  **-0.49% (-0.43)**

### General attributes

Symbol	FPLFZ26
Exchange	Eurex
Currency	USD
Security type	Future
Underlying	NEXTERA ENERGY INC.
Maturity	12-2026
Contract size	100

### Market data

Bid (Bid size)	- USD (-)
Ask (Ask size)	- USD (-)
Open	86.6297 USD
High	86.6297 USD
Low	86.6297 USD
Close (prev. day)	87.0576 USD
Underlying	NEXTERA ENERGY INC.
Underlying price (date)	84.38 (24/10/18)
Settlement price (date)	86.63 (24/10/18)
Open Interest	0

### Performance and Risk

	6m	1y	3y
Perf (%)	+29.60%	-	-
Perf (abs.)	+19.78	-	-
Beta	-	-	-
Volatility	25.92	-	-

### Futures and Options

Related Futures	-
Related Options	-












Information about previous performance does not guarantee future performance.  
Source: FactSet

### Price data

Ø price 5 days   Ø volume 5 days (pcs.)	86.4243 USD (0)
Ø price 30 days   Ø volume 30 days (pcs.)	85.8370 USD (0)
Ø price 100 days   Ø volume 100 days (pcs.)	80.6201 USD (0)
Ø price 250 days   Ø volume 250 days (pcs.)	- USD (-)
YTD High   date	88.0721 USD (2024/10/03)
YTD Low   date	55.6899 USD (2024/03/04)
52 Weeks High   date	- USD (-)
52 Weeks Low   date	- USD (-)

### Recent Research

on underlying	on sector	on market	
Date		Headline	Download
2024/09/27		Global Equity Ratings	
2024/09/27		Aktienempfehlungen Global	
2024/09/11		Global Equity Ratings	
2024/09/11		Aktienempfehlungen Global	
2024/09/05		Global Equity Ratings	